TECH·MATE TOOLS & EQUIPMENT

# Service Readiness Assessment

## Service Tool Storage *Only one option is required.*

☐ = Recommended
* = Essential

| Tool Number/ Description | Image | NIS | INF | On Hand |
|---|---|---|---|---|
| **NI-51055-STSS1** Service Tool Storage System Option 1 | | * | * | |
| **NI-51055-STSS2** Service Tool Storage System Option 2 | | * | * | |
| **NI-51055-STSS3** Service Tool Storage System Option 3 | | * | * | |

| Tool Number/ Description | Image | NIS | INF | On Hand |
|---|---|---|---|---|
| **LYOXXTMSTS-S1** Service Tool Storage System Option 1, Grey | | * | * | |
| **LYOXXTMSTS-S2** Service Tool Storage System Option 2, Grey |  | * | * | |
| **LYOXXTMSTS-S3** Service Tool Storage System Option 3, Grey | | * | * | |
| **LYOKKTMSTS-S1** Service Tool Storage System Option 1, Black |  | * | * | |
| **LYOKKTMSTS-S2** Service Tool Storage System Option 2, Black |  | * | * | |
| **LYOKKTMSTS-S3** Service Tool Storage System Option 3, Black |  | * | * | |

## Nissan and INFINITI Drawer Loading Diagram

= Recommended

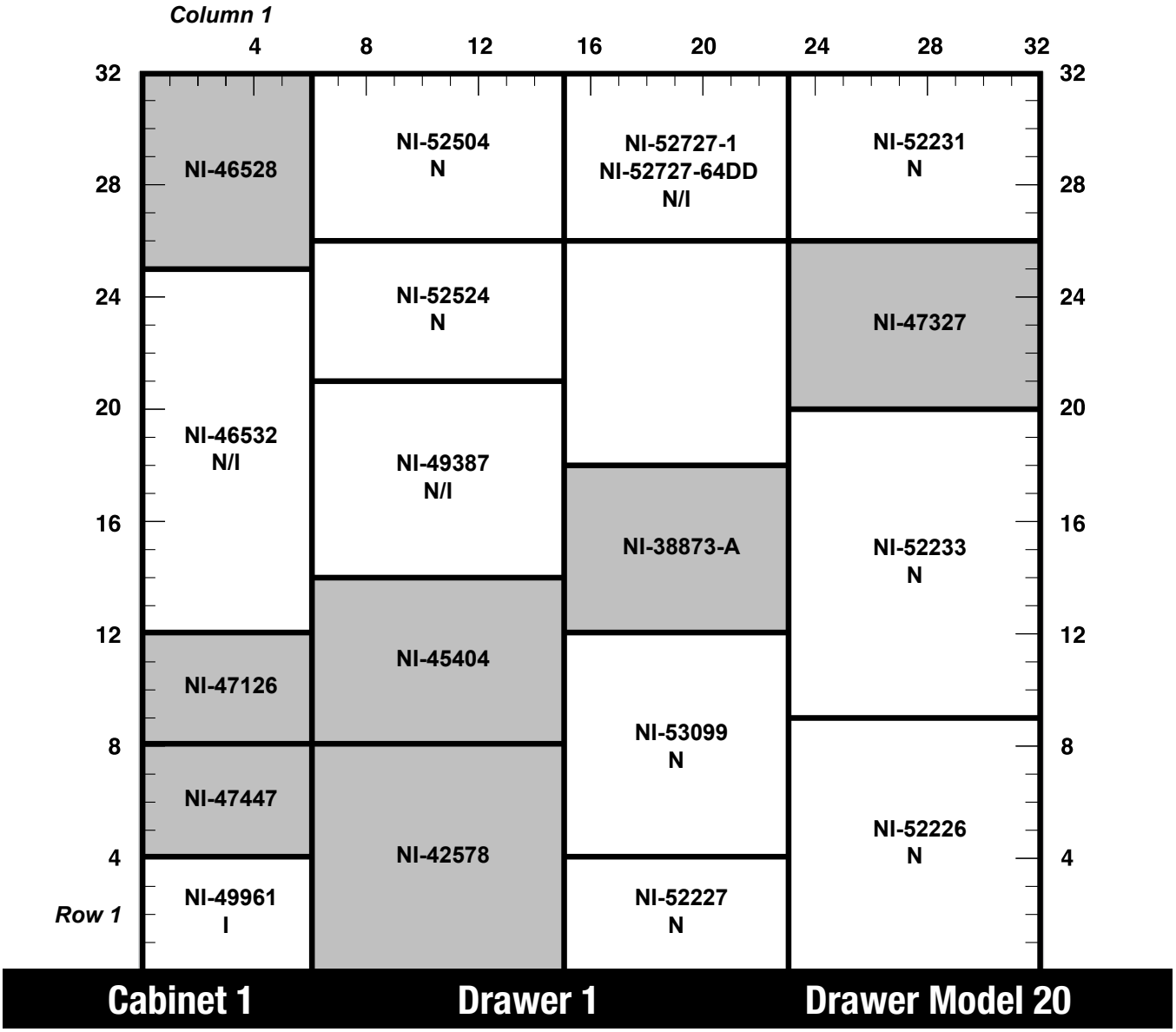


**CABINET 1** Drawers 1-9 | **Cabinet 2** Drawers 10-17 | **Cabinet 3** Drawers 18-25 | **Cabinet 4** Bulk Storage

| Component Parts Required | | | | | |
|---|---|---|---|---|---|
| Partitions | | Dividers | | Tool Tags | |
| 3 | P-20 | 4 | D-20-06 | 19 | Adhesive |
| | | 4 | D-20-08 | | |
| | | 7 | D-20-09 | | |

**Remarks/Special Instructions:**

1 Division = 0.785”
Drawer Size = 25-1/8” Usable
Model 20 Height = 2-1/4”
N = Nissan, I = Infiniti

# Drawer 1 Tool Descriptions: 18 Items

☐ = Recommended
* = Essential

| Tool Number/ Description | Image | NIS | INF | On Hand |
|---|---|---|---|---|
| **NI-49961** 19mm Torque Adapter *Column 1, Row 1* | | | * | |
| **NI-47447** Crank Position Sensor Deburring Tool *Column 1, Row 2* | | | | |
| **NI-47126** Net Hook Tool *Column 1, Row 3* | | | | |
| **NI-46532** Brake Height Tool *Column 1, Row 4* | | * | * | |
| **NI-46528** Drive Plate Location Guide *Column 1, Row 5* | | | | |
| **NI-42578** Steering Wheel Puller Adapters *Column 2, Row 1* | | | | |
| **NI-45404** Alignment Tool *Column 2, Row 2* | | | | |
| **NI-49387** Seat Track Gauge *Column 2, Row 3* | | * | * | |
| **NI-52524** 16mm Torque Adapter *Column 2, Row 4* | | * | | |

| Tool Number/ Description | Image | NIS | INF | On Hand |
|---|---|---|---|---|
| **NI-52504** Foam Spacer Alignment Tool *Column 2, Row 5* | | * | | |
| **NI-52227** Gas Venting Jig *Column 3, Row 1* | | * | | |
| **NI-53099** GO-NO GO Gauge *Column 3, Row 2* | | * | | |
| **NI-38873-A** Drive Plate Installer *Column 3, Row 3* | | | | |
| **NI-52727-1** USB Drive, 32 GB *Column 3, Row 5* | | * | * | |
| **NI-52727-64DD** USB Drive, 64 GB *Column 3, Row 5* | | * | * | |
| **NI-52226** Inspection Ring Gauge *Column 4, Row 1* | | * | | |
| **NI-52233** Velcro Straps, Qty 3 *Column 4, Row 2* | | * | | |
| **NI-47327** Preset Torque Screwdriver *Column 4, Row 3* | | | | |
| **NI-52231** Prop Rod *Column 4, Row 4* | | * | | |

## Nissan and INFINITI Drawer Loading Diagram

= Recommended

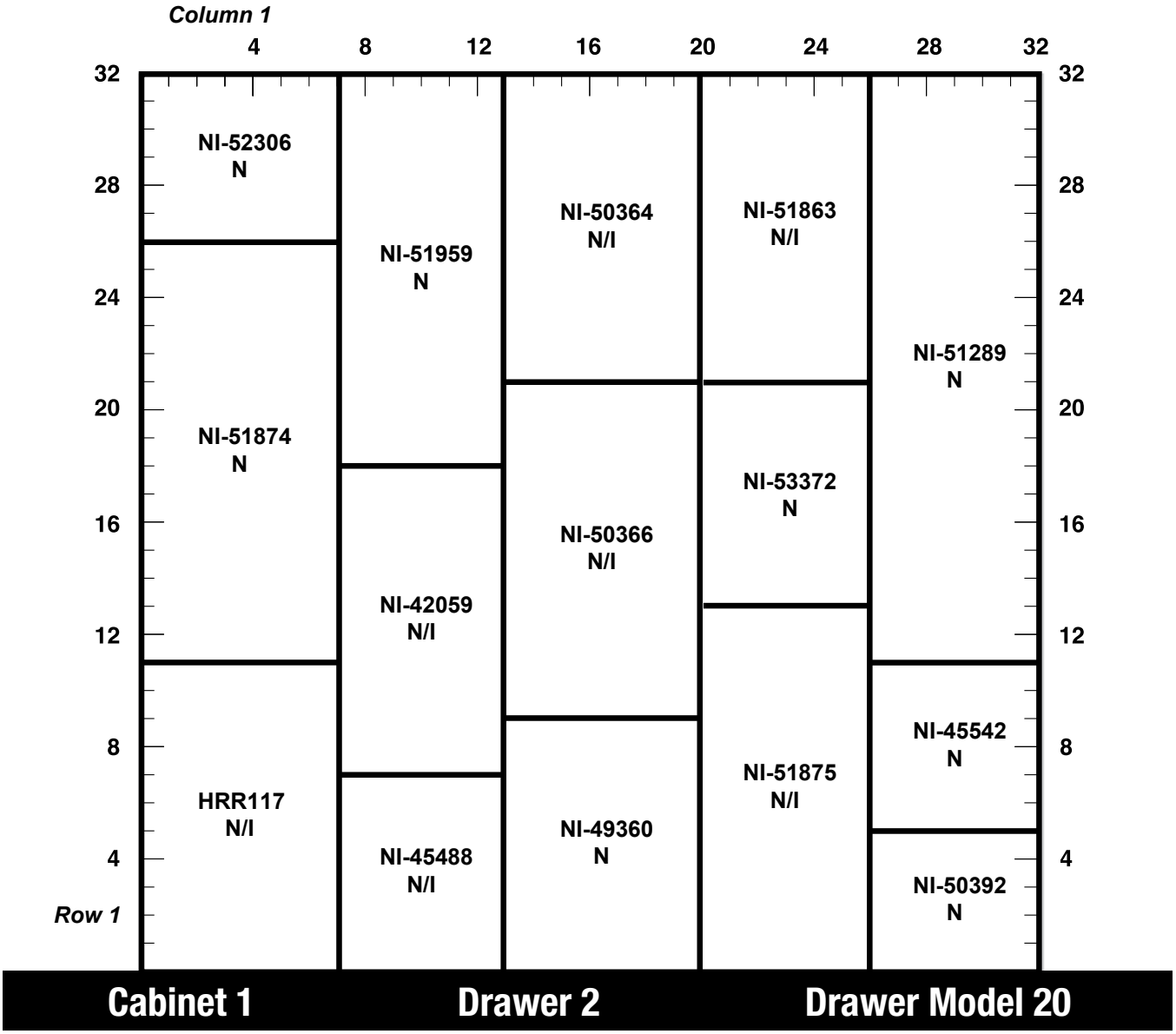


**CABINET 1** Drawers 1-9 | **Cabinet 2** Drawers 10-17 | **Cabinet 3** Drawers 18-25 | **Cabinet 4** Bulk Storage

| Component Parts Required | | | | | |
|---|---|---|---|---|---|
| Partitions | | Dividers | | Tool Tags | |
| 4 | P-20 | 4 | D-20-06 | 14 | Adhesive |
| | | 4 | D-20-07 | | |

**Remarks/Special Instructions:**

1 Division = 0.785”
Drawer Size = 25-1/8” Usable
Model 20 Height = 2-1/4”
N = Nissan, I = Infiniti

# Drawer 2 Tool Descriptions: 15 Items

☐ = Recommended
* = Essential

| Tool Number/ Description | Image | NIS | INF | On Hand |
|---|---|---|---|---|
| **HRR117**<br>5 Piece Trim Tool Set<br>*Column 1, Row 1* | | * | * | |
| **NI-51874**<br>Trunk Torsion Spring Tool<br>*Column 1, Row 2* | | * | | |
| **NI-52306**<br>CVT Inhibitor Switch Adjuster<br>*Column 1, Row 3* | | * | | |
| **NI-45488**<br>Fuel Line Disconnect Tool, Set of 2<br>*Column 2, Row 1* | | * | * | |
| **NI-42059**<br>12V Power Outlet Removal Tool<br>*Column 2, Row 2* | | * | * | |
| **NI-51959**<br>Guide Pin Set<br>*Column 2, Row 3* | | * | | |
| **NI-49360**<br>Gasket Scraper (Plastic)<br>*Column 3, Row 1*<br>*For GT-R use only.*<br>*See Appendix E for all GT-R Tools.* | | * | | |
| **NI-50366**<br>Direct Injection Puller<br>*Column 3, Row 2* | | * | * | |
| **NI-50364**<br>Direct Injection Seal Installer<br>*Column 3, Row 3* | | * | * | |
| **NI-51875**<br>Evaporative Emissions System Service Tool<br>*Column 4, Row 1* | | * | * | |
| **NI-53372**<br>GT-R Flange Holder Input Shaft<br>*Column 4, Row 2* | | * | | |
| **NI-51863**<br>Air Bag Spring Release Tool<br>*Column 4, Row 3* | | * | * | |
| **NI-50392**<br>ACM Holding Pins<br>*Column 5, Row 1* | | * | | |
| **NI-45542**<br>Transmission Adapter<br>*Column 5, Row 2* | | * | | |
| **NI-51289**<br>Seat Track Gauge<br>*Column 5, Row 3* | | * | | |

## Nissan and INFINITI Drawer Loading Diagram

= Recommended

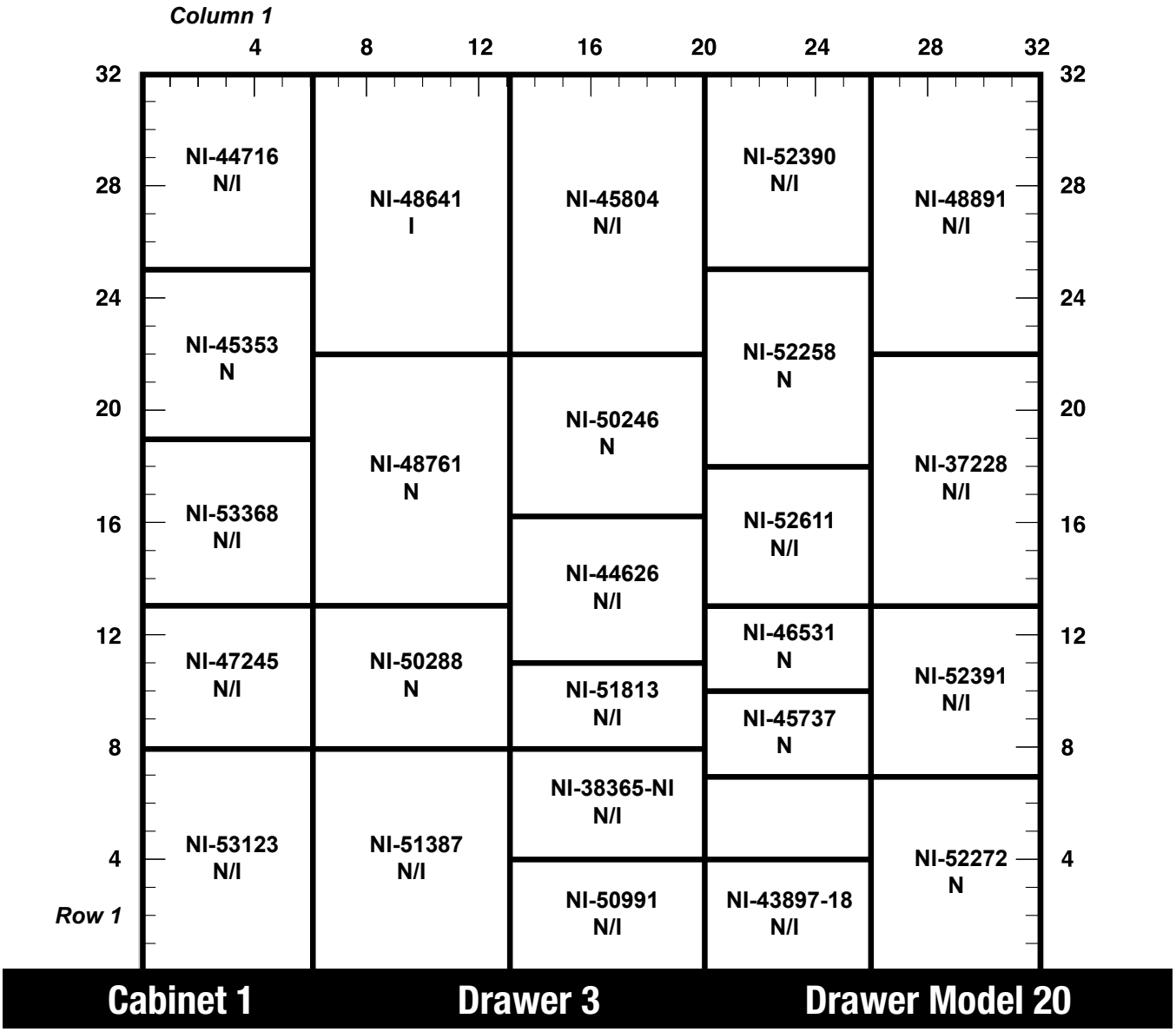


| **CABINET 1** | **Cabinet 2** | **Cabinet 3** | **Cabinet 4** |
|---|---|---|---|
| Drawers 1-9 | Drawers 10-17 | Drawers 18-25 | Bulk Storage |

| Component Parts Required | | | | | |
|---|---|---|---|---|---|
| Partitions | | Dividers | | Tool Tags | |
| 4 | P-20 | 13 | D-20-06 | 24 | Adhesive |
| | | 8 | D-20-07 | | |

**Remarks/Special Instructions:**

1 Division = 0.785”
Drawer Size = 25-1/8” Usable
Model 20 Height = 2-1/4”
N = Nissan, I = Infiniti

## Drawer 3 Tool Descriptions: 25 Items (1-14)

☐ = Recommended
* = Essential

| Tool Number/ Description | Image | NIS | INF | On Hand |
|---|---|---|---|---|
| **NI-53123**<br>9 Speed Park Lock Tool<br>*Column 1, Row 1* | | * | * | |
| **NI-47245**<br>Ring Gear Stopper<br>*Column 1, Row 2* | | * | * | |
| **NI-53368**<br>Ring Gear Stopper<br>*Column 1, Row 3* | | * | * | |
| **NI-45353**<br>Ring Gear Stopper<br>*Column 1, Row 4* | | * | | |
| **NI-44716**<br>Ring Gear Stopper<br>*Column 1, Row 5* | | * | * | |
| **NI-51387**<br>Ring Gear Stopper<br>*Column 2, Row 1* | | * | * | |
| **NI-50288**<br>Ring Gear Stopper<br>*Column 2, Row 2* | | * | | |

| Tool Number/ Description | Image | NIS | INF | On Hand |
|---|---|---|---|---|
| **NI-48761**<br>Ring Gear Stopper<br>*Column 2, Row 3* | | * | | |
| **NI-48641**<br>Ring Gear Stopper<br>*Column 2, Row 4* | | | * | |
| **NI-50991**<br>Fuel Sensor Wrench<br>*Column 3, Row 1* | | * | * | |
| **NI-38365-NI**<br>Air Fuel Sensor Wrench<br>*Column 3, Row 2* | | * | * | |
| **NI-51813**<br>Fuel Sensor Socket<br>*Column 3, Row 3* | | * | * | |
| **NI-44626**<br>Socket, 22mm Offset<br>*Column 3, Row 4* | | * | * | |
| **NI-50246**<br>VQ Tensioner Shoe Installer<br>*Column 3, Row 5* | | * | | |

## Drawer 3 Tool Descriptions: 25 Items (15-25)

☐ = Recommended
* = Essential

| Tool Number/ Description | Image | NIS | INF | On Hand |
|---|---|---|---|---|
| **NI-45804**<br>Hinge Bracket Gauge<br>*Column 3, Row 6* | | * | * | |
| **NI-43897-18**<br>18mm Oxygen Sensor Thread Cleaner<br>*Column 4, Row 1* | | * | * | |
| **NI-45737**<br>TP50 TORX Plus Bit<br>*Column 4, Row 3* | | * | | |
| **NI-46531**<br>TP55 TORX Bit<br>*Column 4, Row 4* | | * | | |
| **NI-52611**<br>Charge Pipe Cap Release Tool<br>*Column 4, Row 5* | | * | * | |
| **NI-52258**<br>Airbag Socket Depth Gauge<br>*Column 4, Row 6* | | * | | |
| **NI-52390**<br>Transfer Case Seal Installer 1<br>*Column 4, Row 7* | | * | * | |

| Tool Number/ Description | Image | NIS | INF | On Hand |
|---|---|---|---|---|
| **NI-52272**<br>Pulley Bracket Assembly Guide Pins<br>*Column 5, Row 1* | | * | | |
| **NI-52391**<br>Transfer Case Seal Installer 2<br>*Column 5, Row 2* | | * | * | |
| **NI-37228**<br>Seal Cutter<br>*Column 5, Row 3* | | * | * | |
| **NI-48891**<br>14mm Spark Plug Socket<br>*Column 5, Row 3* | | * | * | |

## Nissan and INFINITI Drawer Loading Diagram

= Recommended

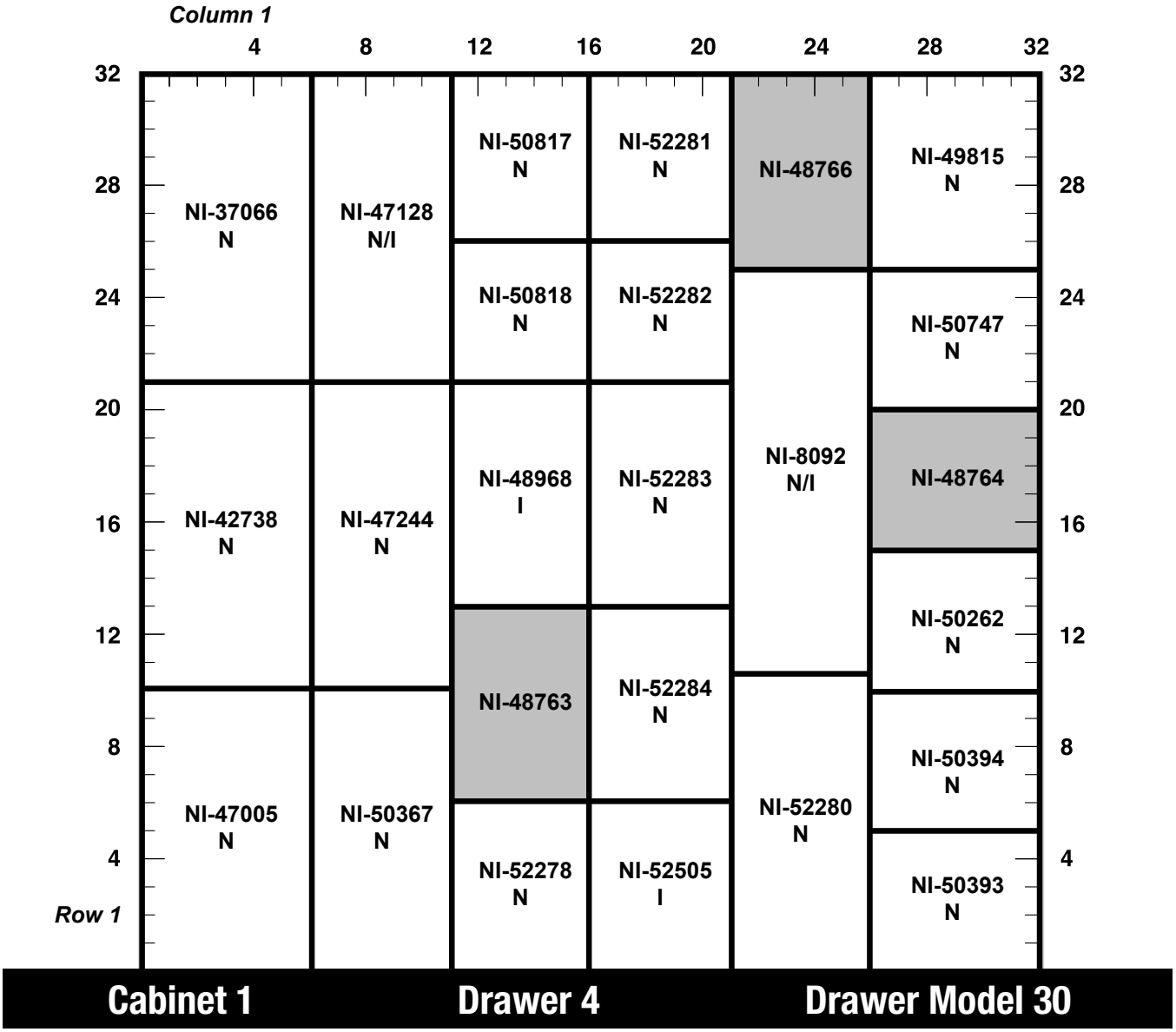


| **CABINET 1** | **Cabinet 2** | **Cabinet 3** | **Cabinet 4** |
|---|---|---|---|
| Drawers 1-9 | Drawers 10-17 | Drawers 18-25 | Bulk Storage |

| Component Parts Required | | | | | |
|---|---|---|---|---|---|
| **Partitions** | | **Dividers** | | **Tool Tags** | |
| 5 | P-30 | 12 | D-30-05 | 25 | Adhesive |
| | | 7 | D-30-06 | | |

**Remarks/Special Instructions:**

1 Division = 0.785”
Drawer Size = 25-1/8” Usable
Model 30 Height = 3-7/8”
N = Nissan, I = Infiniti

## Drawer 4 Tool Descriptions: 25 Items (1-14)

☐ = Recommended
* = Essential

| Tool Number/ Description | Image | NIS | INF | On Hand | Tool Number/ Description | Image | NIS | INF | On Hand |
|---|---|---|---|---|---|---|---|---|---|
| **NI-47005**<br>Seal Installer<br>*Column 1, Row 1* | | * | | | **NI-48763**<br>Left Side Seal Installer<br>*Column 3, Row 2* | | | | |
| **NI-42738**<br>Front Output Shft Seal Installer<br>*Column 1, Row 2* | | * | | | **NI-48968**<br>Suspension Bushing Installer/ Remover<br>*Column 3, Row 3* | | | * | |
| **NI-37066**<br>Front Seal Installer<br>*Column 1, Row 3* | | * | | | **NI-50818**<br>CVT2 Oil Pump Seal Installer<br>*Column 3, Row 4* | | * | | |
| **NI-50367**<br>Transfer Case Seal Installer<br>*Column 2, Row 1* | | * | | | **NI-50817**<br>CVT3 Oil Pump Seal Installer<br>*Column 3, Row 5* | | * | | |
| **NI-47244**<br>L/H CVT Seal Installer<br>*Column 2, Row 2* | | * | | | **NI-52505**<br>Rear Differential Seal Installer<br>*Column 4, Row 1* | | | * | |
| **NI-47128**<br>VQ Rear Main Seal Installer<br>*Column 2, Row 3* | | * | * | | **NI-52284**<br>Output Seal Installer (FX*K2,TC)<br>*Column 4, Row 2* | | * | | |
| **NI-52278**<br>DX Input Seal Installer<br>*Column 3, Row 1* | | * | | | **NI-52283**<br>Output Seal Installer (FK*K2, Case)<br>*Column 4, Row 3* | | * | | |

## Drawer 4 Tool Descriptions: 25 Items (15-25)

= Recommended
* = Essential

| Tool Number/ Description | Image | NIS | INF | On Hand |
|---|---|---|---|---|
| **NI-52282** Output Seal Installer (FK-K2,TC) *Column 4, Row 4* | | * | | |
| **NI-52281** Output Seal Installer (FK-K2, Case) *Column 4, Row 5* | | * | | |
| **NI-52280** Seal Driver Handle *Column 5, Row 1* | | * | | |
| **NI-8092** Driver Handle *Column 5, Row 2* | | * | * | |
| **NI-48766** Input Oil Seal Installer *Column 5, Row 3* | | | | |
| **NI-50393** Seal Installer *Column 6, Row 1* | | * | | |
| **NI-50394** Seal Installer *Column 6, Row 2* | | * | | |

| Tool Number/ Description | Image | NIS | INF | On Hand |
|---|---|---|---|---|
| **NI-50262** Transaxle Seal Installer *Column 6, Row 3 For GT-R use only. See Appendix E for all GT-R Tools.* | | * | | |
| **NI-48764** Right Side Seal Installer *Column 6, Row 4* | | | | |
| **NI-50747** CVT Side Seal Installer *Column 6, Row 5* | | * | | |
| **NI-49815** Rear Oil Seal Installer *Column 6, Row 6* | | * | | |

## Nissan and INFINITI Drawer Loading Diagram

= Recommended

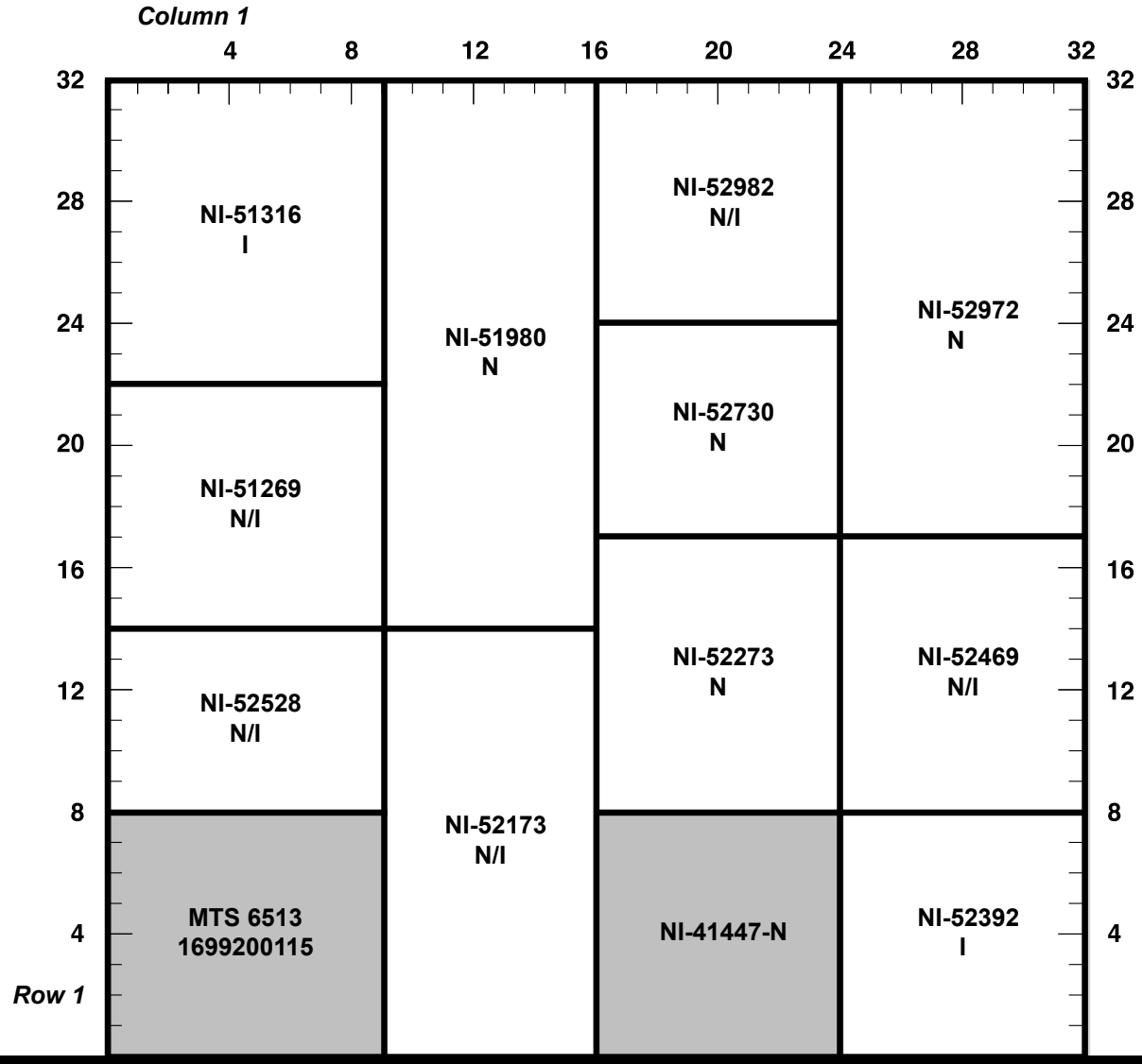


**Cabinet 1** **Drawer 5** **Drawer Model 20**

| CABINET 1 | Cabinet 2 | Cabinet 3 | Cabinet 4 |
|---|---|---|---|
| Drawers 1-9 | Drawers 10-17 | Drawers 18-25 | Bulk Storage |

| Component Parts Required | | | | | |
|---|---|---|---|---|---|
| Partitions | | Dividers | | Tool Tags | |
| 3 | P-20 | 1 | D-20-07 | 13 | Adhesive |
| | | 5 | D-20-08 | | |
| | | 3 | D-20-09 | | |

**Remarks/Special Instructions:**

1 Division = 0.785”
Drawer Size = 25-1/8” Usable
Model 20 Height = 2-1/4”
N = Nissan, I = Infiniti

## Drawer 5 Tool Descriptions: 13 Items

☐ = Recommended
* = Essential

| Tool Number/ Description | Image | NIS | INF | On Hand |
|---|---|---|---|---|
| **1699200115**<br>KIT, MTS 6513<br>W/O WIFI<br>*Column 1, Row 1* | | | | |
| **NI-52528**<br>Injector Line<br>Torque Adapter<br>*Column 1, Row 2* | | * | * | |
| **NI-51269**<br>VK56 Oil Jet Jig<br>*Column 1, Row 3* | | * | * | |
| **NI-51316**<br>Oil Jet Installer<br>*Column 1, Row 4* | | | * | |
| **NI-52173**<br>A/C Clutch<br>Holding Tool<br>*Column 2, Row 1* | | * | * | |
| **NI-51980A**<br>TPMS Valve Stem<br>Remover<br>*Column 2, Row 2* | | * | | |

| Tool Number/ Description | Image | NIS | INF | On Hand |
|---|---|---|---|---|
| **NI-41447-N**<br>R134A Tracer Dye,<br>12 x 1/4 oz<br>*Column 3, Row 1* | | | | |
| **NI-52273**<br>CVT Clutch<br>Engagement Tool<br>*Column 3, Row 2* | | * | | |
| **NI-52730**<br>Ring Gear Stop,<br>2.5L, L34<br>*Column 3, Row 3* | | * | | |
| **NI-52982**<br>Lock Nut Cape<br>Chisel<br>*Column 3, Row 4* | | * | * | |
| **NI-52392**<br>Exhaust Gas<br>Temperature<br>Sensor Wrench<br>*Column 4, Row 1* | | | * | |
| **NI-52469**<br>Seal Protector Kit<br>*Column 4, Row 2* | | * | * | |
| **NI-52972**<br>RQ Transmission<br>Fill Kit<br>*Column 4, Row 3* | | * | | |

## Nissan and INFINITI Drawer Loading Diagram

= Recommended

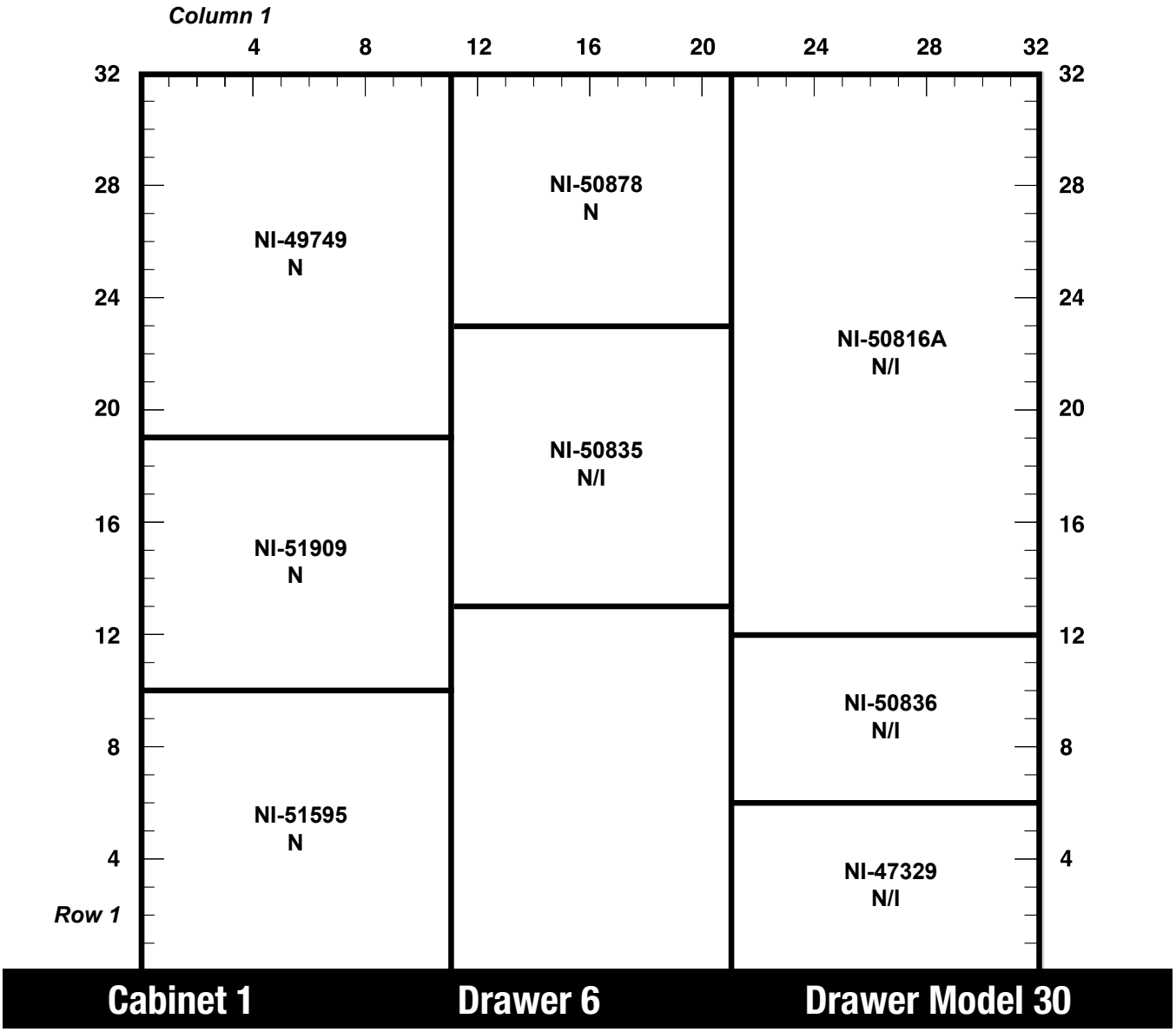


**CABINET 1** Drawers 1-9 | **Cabinet 2** Drawers 10-17 | **Cabinet 3** Drawers 18-25 | **Cabinet 4** Bulk Storage

| Component Parts Required | | | | | |
|---|---|---|---|---|---|
| Partitions | | Dividers | | Tool Tags | |
| 2 | P-30 | 2 | D-30-10 | 9 | Adhesive |
| | | 4 | D-30-11 | | |

**Remarks/Special Instructions:**

1 Division = 0.785”
Drawer Size = 25-1/8” Usable
Model 30 Height = 3-7/8”
N = Nissan, I = Infiniti

# Drawer 6 Tool Descriptions: 8 Items

☐ = Recommended
* = Essential

| Tool Number/ Description | Image | NIS | INF | On Hand |
|---|---|---|---|---|
| **NI-51595**<br>CVT Lifting Bracket<br>*Column 1, Row 1* | | * | | |
| **NI-51909**<br>CVT Lifting Tool<br>*Column 1, Row 2* | | * | | |
| **NI-49749**<br>Brake Booster Vacuum Tool<br>*Column 1, Row 3* | | * | | |
| **NI-50835**<br>RIvet Nut Installer<br>*Column 2, Row 2* | | * | * | |
| **NI-50878**<br>33/64” Drill Bit<br>*Column 2, Row 3* | | * | | |

| Tool Number/ Description | Image | NIS | INF | On Hand |
|---|---|---|---|---|
| **NI-47329**<br>Vacuum Gauge Kit<br>*Column 3, Row 1* | | * | * | |
| **NI-50836**<br>Ratchet Tie Down<br>*Column 3, Row 2* | | * | * | |
| **NI-50816A**<br>2:1, 400 ml Manual Applicator<br>*Column 3, Row 3* | | * | * | |

## Nissan and INFINITI Drawer Loading Diagram

= Recommended

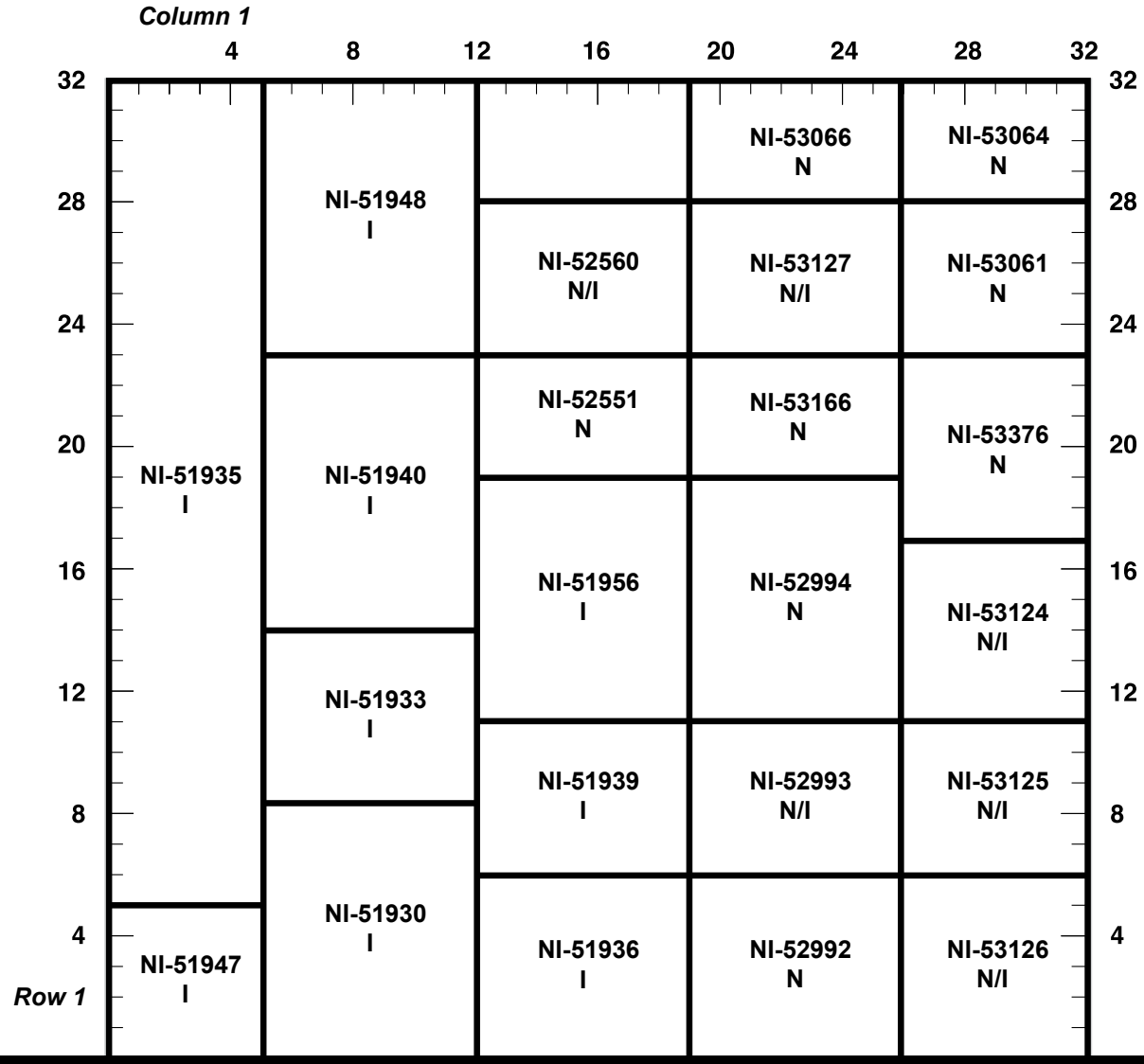


**Cabinet 1** **Drawer 7** **Drawer Model 20**

| **CABINET 1** | **Cabinet 2** | **Cabinet 3** | **Cabinet 4** |
|---|---|---|---|
| Drawers 1-9 | Drawers 10-17 | Drawers 18-25 | Bulk Storage |

| Component Parts Required | | | | | |
|---|---|---|---|---|---|
| Partitions | | Dividers | | Tool Tags | |
| 4 | P-20 | 1 | D-20-05 | 20 | Adhesive |
| | | 5 | D-20-06 | | |
| | | 13 | D-20-07 | | |

**Remarks/Special Instructions:**

1 Division = 0.785”
Drawer Size = 25-1/8” Usable
Model 20 Height = 2-1/4”
N = Nissan, I = Infiniti

## Drawer 7 Tool Descriptions: 23 Items (1-14)

☐ = Recommended
* = Essential

| Tool Number/ Description | Image | NIS | INF | On Hand |
|---|---|---|---|---|
| **NI-51947**<br>Thrust Washer<br>M 10X1.5<br>*Column 1, Row 1* | | | * | |
| **NI-51935**<br>Assembly Lever<br>*Column 1, Row 2* | | | * | |
| **NI-51930**<br>Injector Puller<br>*Column 2, Row 1* | | | * | |
| **NI-51933**<br>Ring Gear Stopper<br>*Column 2, Row 2* | | | * | |
| **NI-51940**<br>Dipstick<br>*Column 2, Row 3* | | | * | |
| **NI-51948**<br>Socket Wrench Bit<br>*Column 2, Row 4* | | | * | |
| **NI-51936**<br>Drift<br>*Column 3, Row 1* | | | * | |

| Tool Number/ Description | Image | NIS | INF | On Hand |
|---|---|---|---|---|
| **NI-51939**<br>Puller<br>*Column 3, Row 2* | | | * | |
| **NI-51956**<br>Ring Gear Stopper<br>*Column 3, Row 3* | | | * | |
| **NI-52551**<br>Airbag Release Tool<br>*Column 3, Row 4* | | * | | |
| **NI-52560**<br>Ring Gear Stopper<br>*Column 3, Row 5* | | * | * | |
| **NI-52992**<br>62mm Intake Adapter for Leak Detector Assembly<br>*Column 4, Row 1* | | * | | |
| **NI-52993**<br>75mm Intake Adapter for Leak Detector Assembly<br>*Column 4, Row 2* | | * | * | |
| **NI-52994**<br>82mm Intake Adapter for Leak Detector Assembly<br>*Column 4, Row 3* | | * | | |

# Drawer 7 Tool Descriptions: 23 Items (15-23)

☐ = Recommended
* = Essential

| Tool Number/ Description | Image | NIS | INF | On Hand |
|---|---|---|---|---|
| **NI-53166** Fuel Injector Remover *Column 4, Row 4* | | * | | |
| **NI-53127** Transfer Case Seal Installer *Column 4, Row 5* | | * | * | |
| **NI-53066** Guide Pins CVT Side Cover *Column 4, Row 6* | | * | | |
| **NI-53126** Input Seal Installer - 2WD *Column 5, Row 1* | | * | * | |
| **NI-53125** Output Seal Installer - 2WD Right *Column 5, Row 2* | | * | * | |
| **NI-53124** Output Seal Installer - 2WD Left *Column 5, Row 3* | | * | * | |

| Tool Number/ Description | Image | NIS | INF | On Hand |
|---|---|---|---|---|
| **NI-53376** 78.5mm Intake Adaptor 3 CYL - Rogue *Column 5, Row 4* | | * | | |
| **NI-53061** Range Switch Adjuster *Column 5, Row 5* | | * | | |
| **NI-53064** Valve Body Alignment Tool *Column 5, Row 6* | | * | | |

## Nissan and INFINITI Drawer Loading Diagram

= Recommended

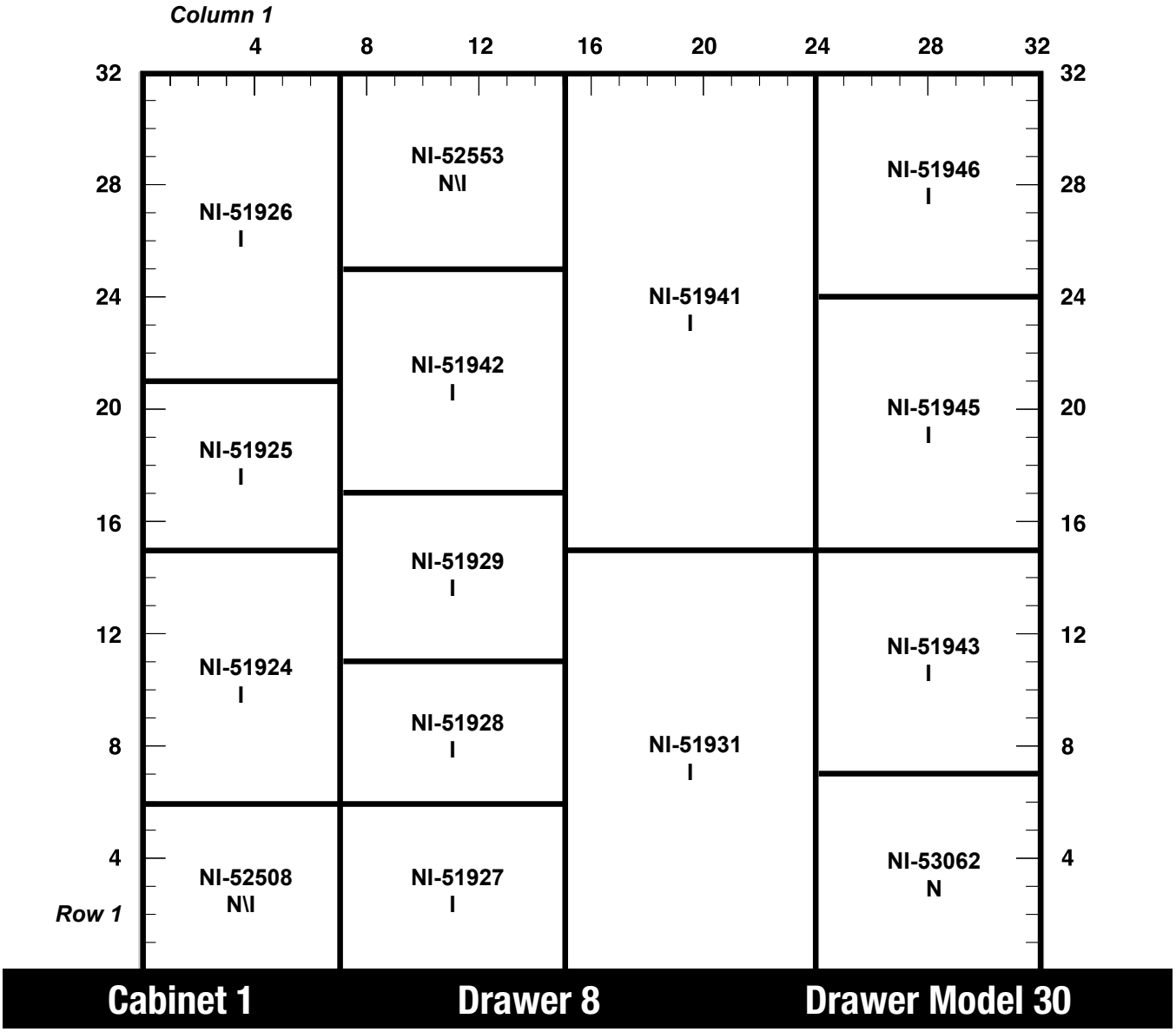


| CABINET 1 | Cabinet 2 | Cabinet 3 | Cabinet 4 |
|---|---|---|---|
| Drawers 1-9 | Drawers 10-17 | Drawers 18-25 | Bulk Storage |

| Component Parts Required | | | | | |
|---|---|---|---|---|---|
| Partitions | | Dividers | | Tool Tags | |
| 3 | P-30 | 3 | D-30-07 | 14 | Adhesive |
| | | 7 | D-30-08 | | |
| | | 1 | D-30-09 | | |

**Remarks/Special Instructions:**

1 Division = 0.785”
Drawer Size = 25-1/8” Usable
Model 30 Height = 3-7/8”
N = Nissan, I = Infiniti

## Drawer 8 Tool Descriptions: 15 Items

☐ = Recommended
* = Essential

| Tool Number/ Description | Image | NIS | INF | On Hand |
|---|---|---|---|---|
| **NI-52508** Transmission Range Adjuster *Column 1, Row 1* | | * | * | |
| **NI-51924** Rear Crankshaft Main Seal Installer *Column 1, Row 2* | | | * | |
| **NI-51925** Ring Gear Stop *Column 1, Row 3* | | | * | |
| **NI-51926** Oil Pressure Test Cap *Column 1, Row 4* | | | * | |
| **NI-51927** Socket, Camshaft Sprocket Removal *Column 2, Row 1* | | | * | |
| **NI-51928** Injector Seal Ring Assembly Tool *Column 2, Row 2* | | | * | |
| **NI-51929** Injector Seals & Circlip Removal/ Installation Tool *Column 2, Row 3* | | | * | |
| **NI-51942** Lifting Device *Column 2, Row 4* | | | * | |

| Tool Number/ Description | Image | NIS | INF | On Hand |
|---|---|---|---|---|
| **NI-52553** Cam Cover Seal Installer *Column 2, Row 5* | | * | * | |
| **NI-51931** Camshaft Holder *Column 3, Row 1* | | | * | |
| **NI-51941** Assembly Tool *Column 3, Row 2* | | | * | |
| **NI-53062** Torque Converter Seal Installer *Column 4, Row 1* | | * | | |
| **NI-51943** Drift *Column 4, Row 2* | | | * | |
| **NI-51945** Drift *Column 4, Row 3* | | | * | |
| **NI-51946** Drift *Column 4, Row 4* | | | * | |

## Nissan and INFINITI Drawer Loading Diagram

= Recommended

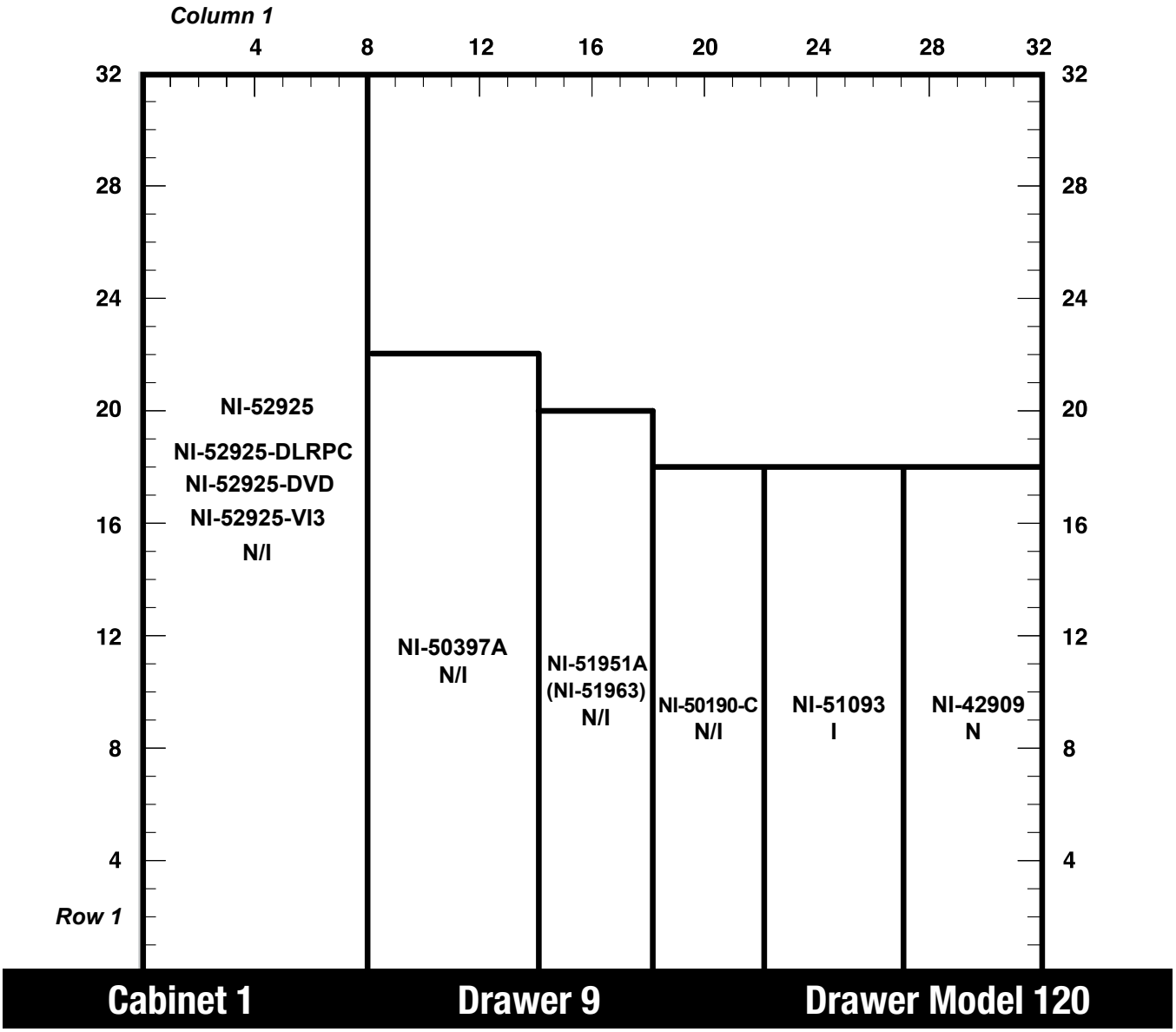


**CABINET 1** Drawers 1-9 | **Cabinet 2** Drawers 10-17 | **Cabinet 3** Drawers 18-25 | **Cabinet 4** Bulk Storage

| Component Parts Required | | | | | |
|---|---|---|---|---|---|
| Partitions | | Dividers | | Tool Tags | |
| | N/A | | N/A | | N/A |

**Remarks/Special Instructions:**

1 Division = 0.785”
Drawer Size = 25-1/8” Usable
Model 120 Height = 18-1/8”
N = Nissan, I = Infiniti

## Drawer 9 Tool Descriptions: 10 Items

☐ = Recommended
* = Essential

| Tool Number/ Description | Image | NIS | INF | On Hand |
|---|---|---|---|---|
| **NI-52925-DLRPC** Panasonic Toughbook FZ-55 for Use with CONSULT III+ (Stored in NI-52925) | | * | * | |
| **NI-52925-DVD** USB External DVD Drive (Stored in NI-52925) | | * | * | |
| **NI-52925-VI3** CONSULT III+ VI3 Vehicle Interface (Stored in NI-52925) | | * | * | |

| Tool Number/ Description | Image | NIS | INF | On Hand |
|---|---|---|---|---|
| **NI-50397A** Squeak & Rattle Kit *Case* | | * | * | |
| **NI-51951A** Borescope Hi-Res *Case* | | * | * | |
| **NI-51963** Low Lint Lens Swab (Stored in NI-53145) | | * | * | |
| **NI-50190-C** Tire Pressure Monitor Tester *Case* | | * | * | |
| **NI-51093** Adjustment, ICC Sensor Cone *Case* | | | * | |
| **NI-42909** Evaporative Emissions System Test Kit *Case* | | * | | |

## Nissan and INFINITI Drawer Loading Diagram

= Recommended

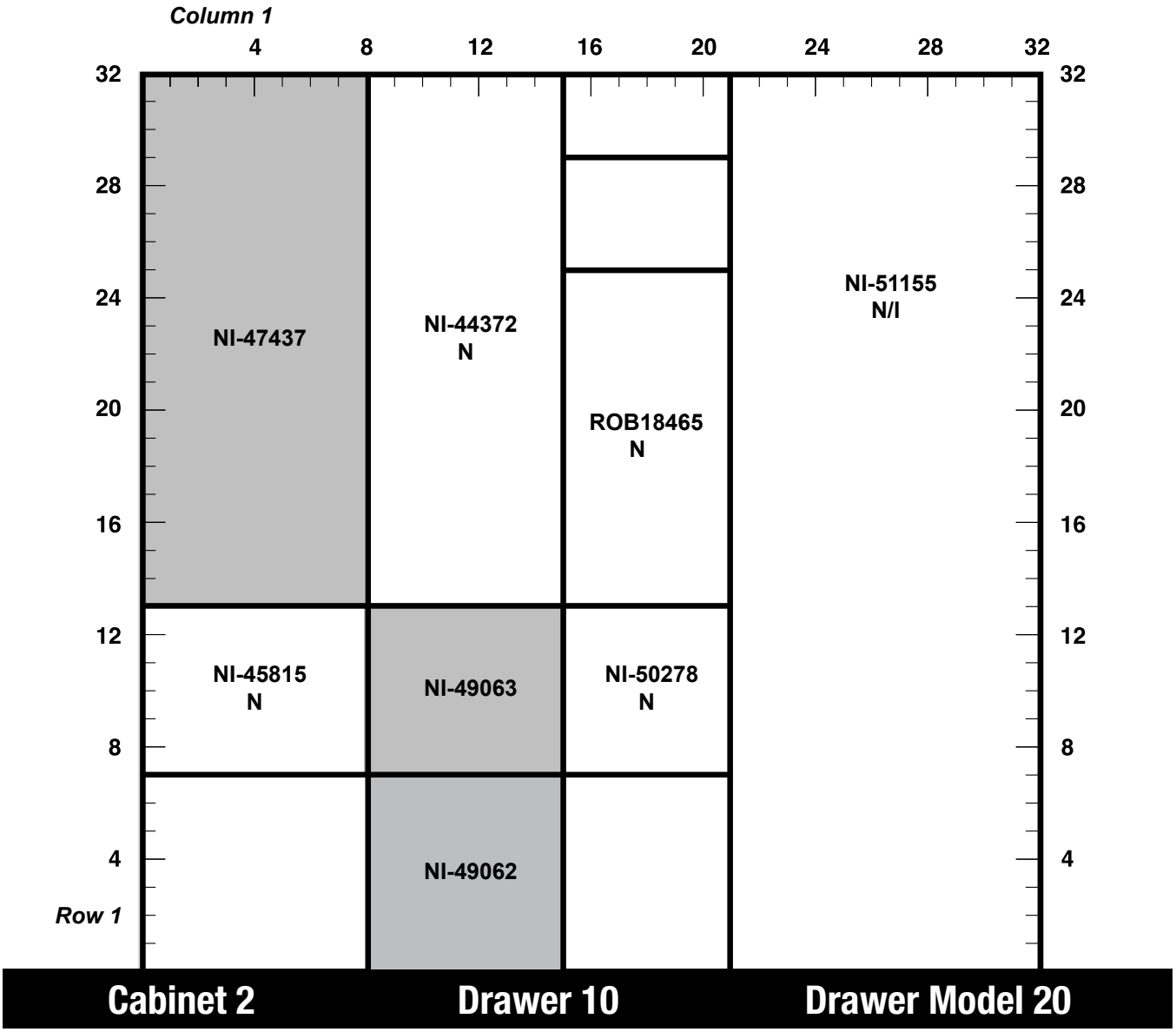


| Cabinet 1 | CABINET 2 | Cabinet 3 | Cabinet 4 |
|---|---|---|---|
| Drawers 1-9 | Drawers 10-17 | Drawers 18-25 | Bulk Storage |

| Component Parts Required | | | | | |
|---|---|---|---|---|---|
| Partitions | | Dividers | | Tool Tags | |
| 3 | P-20 | 4 | D-20-06 | 8 | Adhesive |
| | | 2 | D-20-07 | | |
| | | 2 | D-20-08 | | |

**Remarks/Special Instructions:**

1 Division = 0.785”
Drawer Size = 25-1/8” Usable
Model 20 Height = 2-1/4”
N = Nissan, I = Infiniti

# Drawer 10 Tool Descriptions: 8 Items

☐ = Recommended
* = Essential

| Tool Number/ Description | Image | NIS | INF | On Hand |
|---|---|---|---|---|
| **NI-45815**<br>A/C Disconnect Tool Set<br>*Column 1, Row 2* | | * | | |
| **NI-47437**<br>Power Valve Alignment Tool<br>*Column 1, Row 3* | | | | |
| **NI-49062**<br>Wrench, 11mm 12-Point - CO<br>*Column 2, Row 1* | | | | |
| **NI-49063**<br>Wrench, 12mm 6-Point - CO<br>*Column 2, Row 2* | | | | |
| **NI-44372**<br>5-50 lb. Steering Wheel Turning Force Pull Gauge<br>*Column 2, Row 3* | | * | | |

| Tool Number/ Description | Image | NIS | INF | On Hand |
|---|---|---|---|---|
| **NI-50278**<br>Torque Adapter<br>*Column 3, Row 2* | | * | | |
| **ROB18465**<br>R-1234yf PAG Oil Injector<br>*Column 3, Row 3* | | * | | |
| **NI-51155**<br>CVT Fluid Level Gauge<br>*Column 4, Row 1* | | * | * | |

## Nissan and INFINITI Drawer Loading Diagram

= Recommended

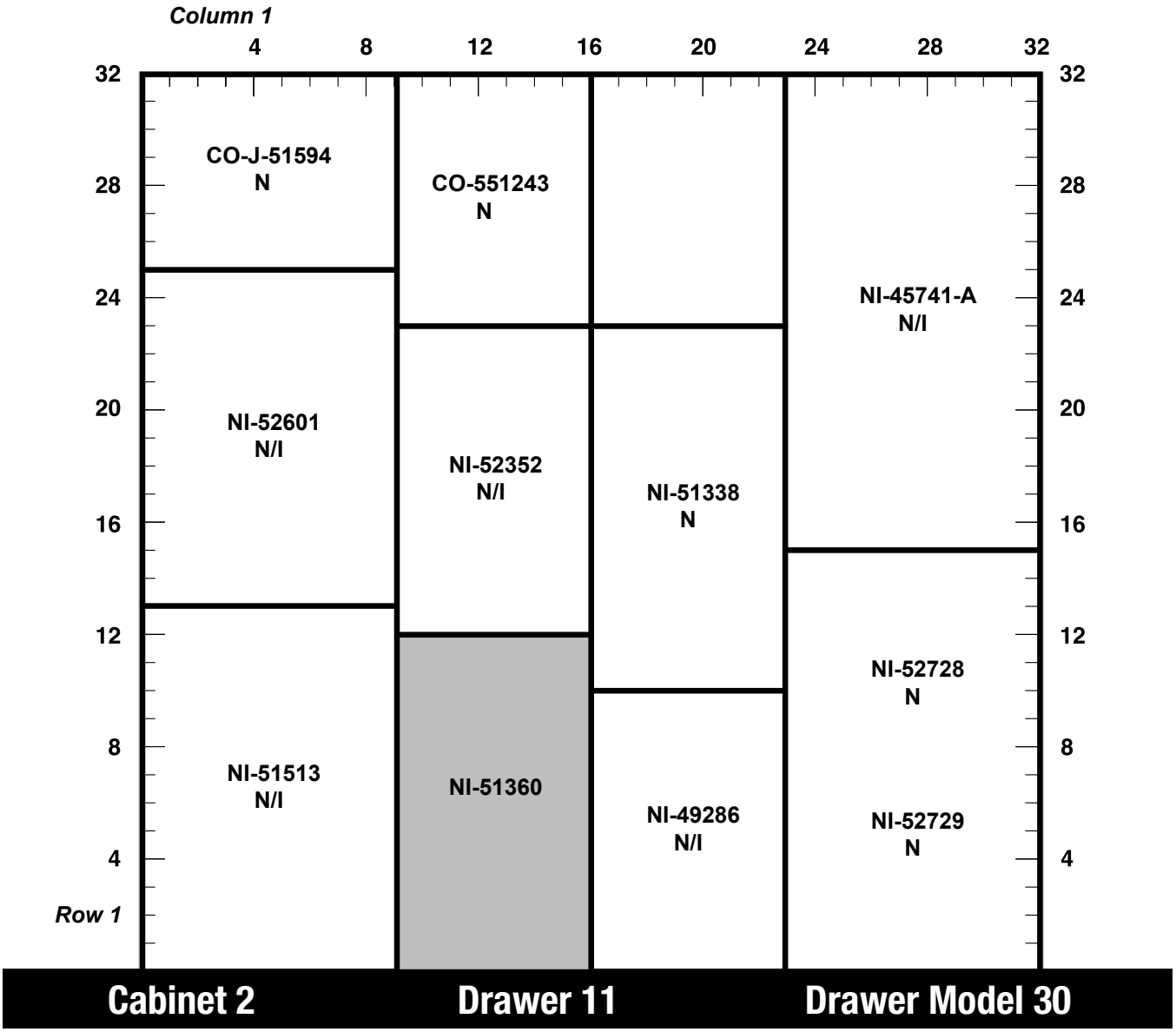


| Cabinet 1 | CABINET 2 | Cabinet 3 | Cabinet 4 |
|---|---|---|---|
| Drawers 1-9 | Drawers 10-17 | Drawers 18-25 | Bulk Storage |

| Component Parts Required | | | | | |
|---|---|---|---|---|---|
| Partitions | | Dividers | | Tool Tags | |
| 3 | P-30 | 4 | D-30-07 | 11 | Adhesive |
| | | 3 | D-30-09 | | |

**Remarks/Special Instructions:**

1 Division = 0.785”
Drawer Size = 25-1/8” Usable
Model 30 Height = 3-7/8”
N = Nissan, I = Infiniti

# Drawer 11 Tool Descriptions: 11 Items

☐ = Recommended
* = Essential

| Tool Number/ Description | Image | NIS | INF | On Hand |
|---|---|---|---|---|
| **NI-51513A** DLC Breakout Box *Column 1, Row 1* | | * | * | |
| **NI-52601** eVTC Reprogramming Kit *Column 1, Row 2* | | * | * | |
| **CO-J-51594** USB Cable, VAG *Column 1, Row 3* | | * | | |
| **NI-51360** USB Extension, 10 ft. *Column 2, Row 1* | | | | |
| **NI-52352** 2D Bar Code Scanner *Column 2, Row 2* | | * | * | |
| **CO-551243** Varistor Check Tool Replacement Cable *Column 2, Row 3* | | * | | |

| Tool Number/ Description | Image | NIS | INF | On Hand |
|---|---|---|---|---|
| **NI-49286** Pull and Drift Gauge Set *Column 3, Row 1* | | * | * | |
| **NI-51338** T50 Torx Wrench Kit *Column 3, Row 2* | | * | | |
| **NI-52729** Wheel Lug Torque Adapter Set *Column 4, Row 1* | | * | | |
| **NI-52728** Pulse Rotor Lock *Column 4, Row 1* | | * | | |
| **NI-45741-A** ABS Wheel Sensor Test Kit *Column 4, Row 2* | | * | * | |

## Nissan and INFINITI Drawer Loading Diagram

= Recommended

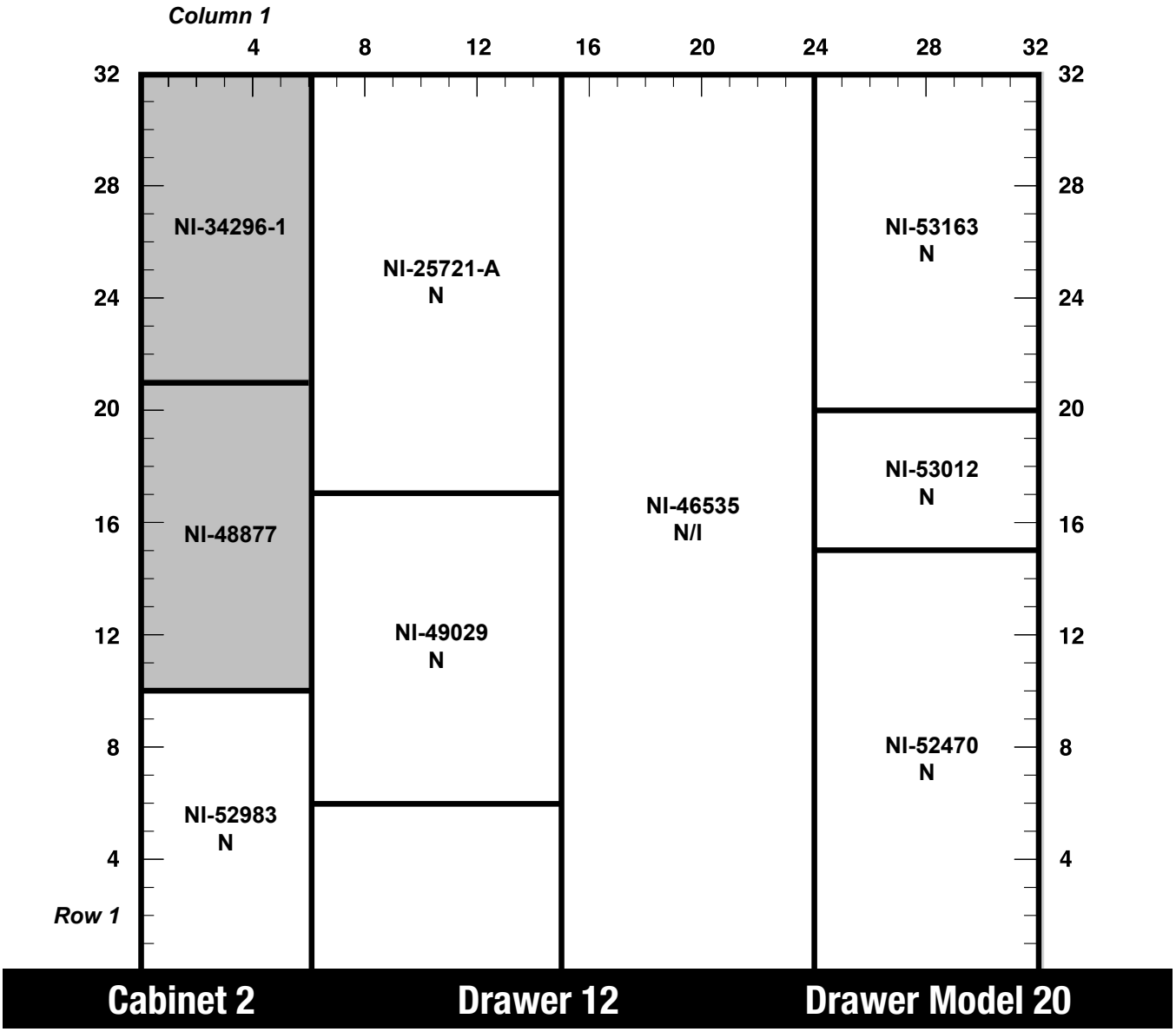


| Cabinet 1 | CABINET 2 | Cabinet 3 | Cabinet 4 |
|---|---|---|---|
| Drawers 1-9 | Drawers 10-17 | Drawers 18-25 | Bulk Storage |

| Component Parts Required | | | | | |
|---|---|---|---|---|---|
| Partitions | | Dividers | | Tool Tags | |
| 3 | P-20 | 2 | D-20-06 | 9 | Adhesive |
| | | 3 | D-20-07 | | |
| | | 2 | D-20-08 | | |

**Remarks/Special Instructions:**

1 Division = 0.785”
Drawer Size = 25-1/8” Usable
Model 20 Height = 2-1/4”
N = Nissan, I = Infiniti

## Drawer 12 Tool Descriptions: 9 Items

☐ = Recommended
* = Essential

| Tool Number/ Description | Image | NIS | INF | On Hand |
|---|---|---|---|---|
| **NI-52983** RQ Transmission Valve Body Alignment Pins *Column 1, Row 1* | | * | | |
| **NI-48877** Left Side Seal Protector *Column 1, Row 2* | | | | |
| **NI-34296-1** Axle Installation Oil Seal Protector *Column 1, Row 3* | | | | |
| **NI-49029** Strut Rod Clamp *Column 2, Row 2* | | * | | |
| **NI-25721-A** Slide Hammer, 1 Pair *Column 2, Row 3* | | * | | |
| **NI-46535** Idler Pulley Relief Tool *Column 3, Row 1* | | * | * | |
| **NI-52470** Leaf Spring Clamp *Column 4, Row 1* | | * | | |

| Tool Number/ Description | Image | NIS | INF | On Hand |
|---|---|---|---|---|
| **NI-53012** Blend Door Phillips Bit *Column 4, Row 2* | | * | | |
| **NI-53163** RQ Transmission Guide Pins - Short *Column 4, Row 3* | | * | | |

## Nissan and INFINITI Drawer Loading Diagram

= Recommended

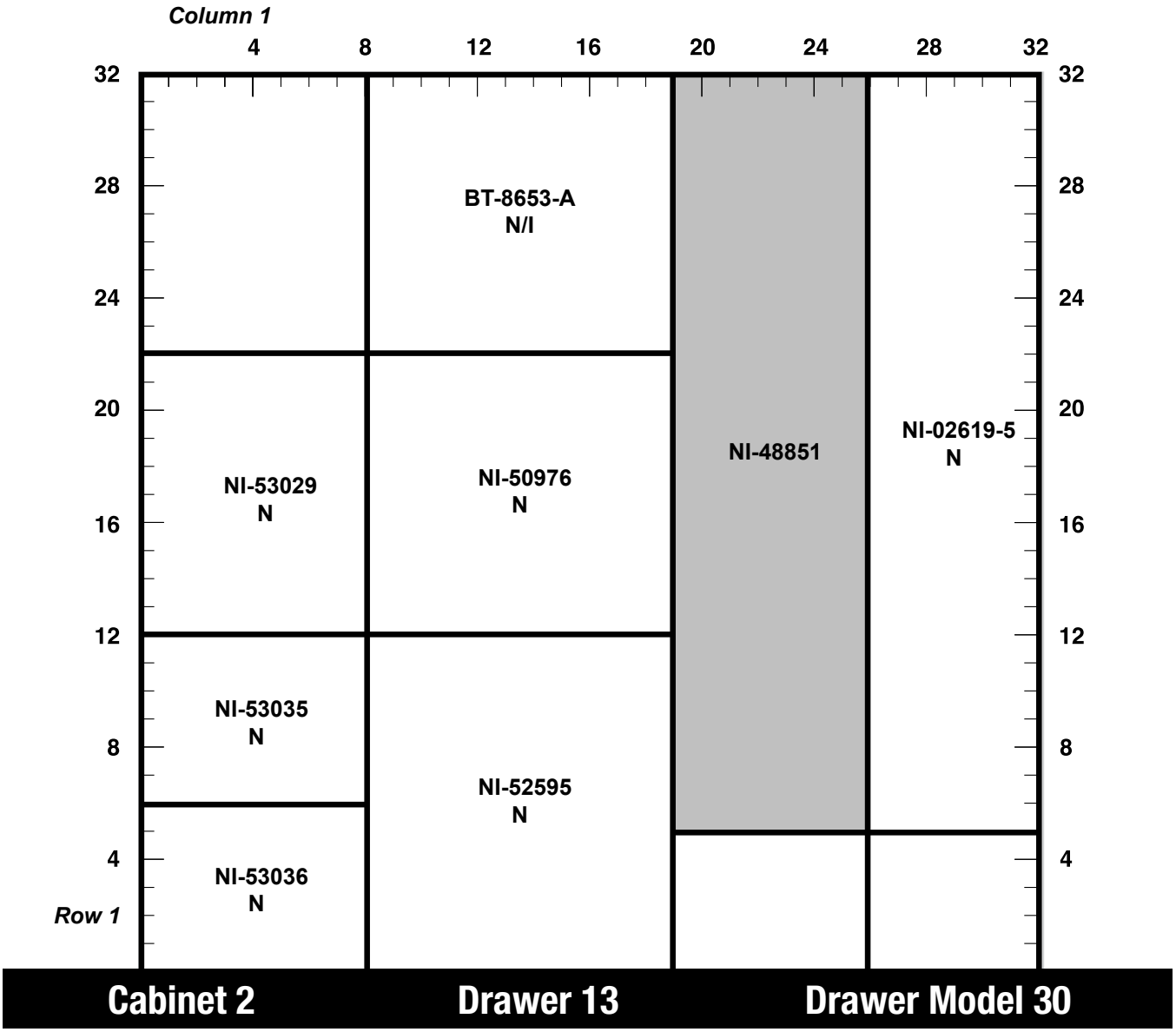


| Cabinet 1 | CABINET 2 | Cabinet 3 | Cabinet 4 |
|---|---|---|---|
| Drawers 1-9 | Drawers 10-17 | Drawers 18-25 | Bulk Storage |

| Component Parts Required | | | | | |
|---|---|---|---|---|---|
| Partitions | | Dividers | | Tool Tags | |
| 3 | P-30 | 1 | D-30-06 | 8 | Adhesive |
| | | 1 | D-30-07 | | |
| | | 3 | D-30-08 | | |
| | | 2 | D-30-11 | | |

**Remarks/Special Instructions:**

1 Division = 0.785”
Drawer Size = 25-1/8” Usable
Model 30 Height = 3-7/8”
N = Nissan, I = Infiniti

# Drawer 13 Tool Descriptions: 8 Items

☐ = Recommended
* = Essential

| Tool Number/ Description | Image | NIS | INF | On Hand |
|---|---|---|---|---|
| **NI-53036** MY 21 Rogue with AWD - Rear Differential Pinion Seal Installer *Column 1, Row 1* | | * | | |
| **NI-53035** MY 21 Rogue with AWD - Rear Differential Pinion Spline Socket *Column 1, Row 2* | | * | | |
| **NI-53029** MY 21 Rogue with AWD - Rear Differential Pinion Nut Wrench *Column 1, Row 3* | | * | | |
| **NI-52595** Lathe Cut Seal Installer Kit *Column 2, Row 1* | | * | | |
| **NI-50976** Exhaust Pressure Decay Tool *Column 2, Row 2* | | * | | |
| **BT-8653-A** Torque Angle Gauge, 1/2" Drive *Column 2, Row 3* | | * | * | |

| Tool Number/ Description | Image | NIS | INF | On Hand |
|---|---|---|---|---|
| **NI-48851** Half Shaft Remover Kit *Column 3, Row 2* | | | | |
| **NI-02619-5** Slide Hammer *Column 4, Row 2* | | * | | |

## Nissan and INFINITI Drawer Loading Diagram

= Recommended

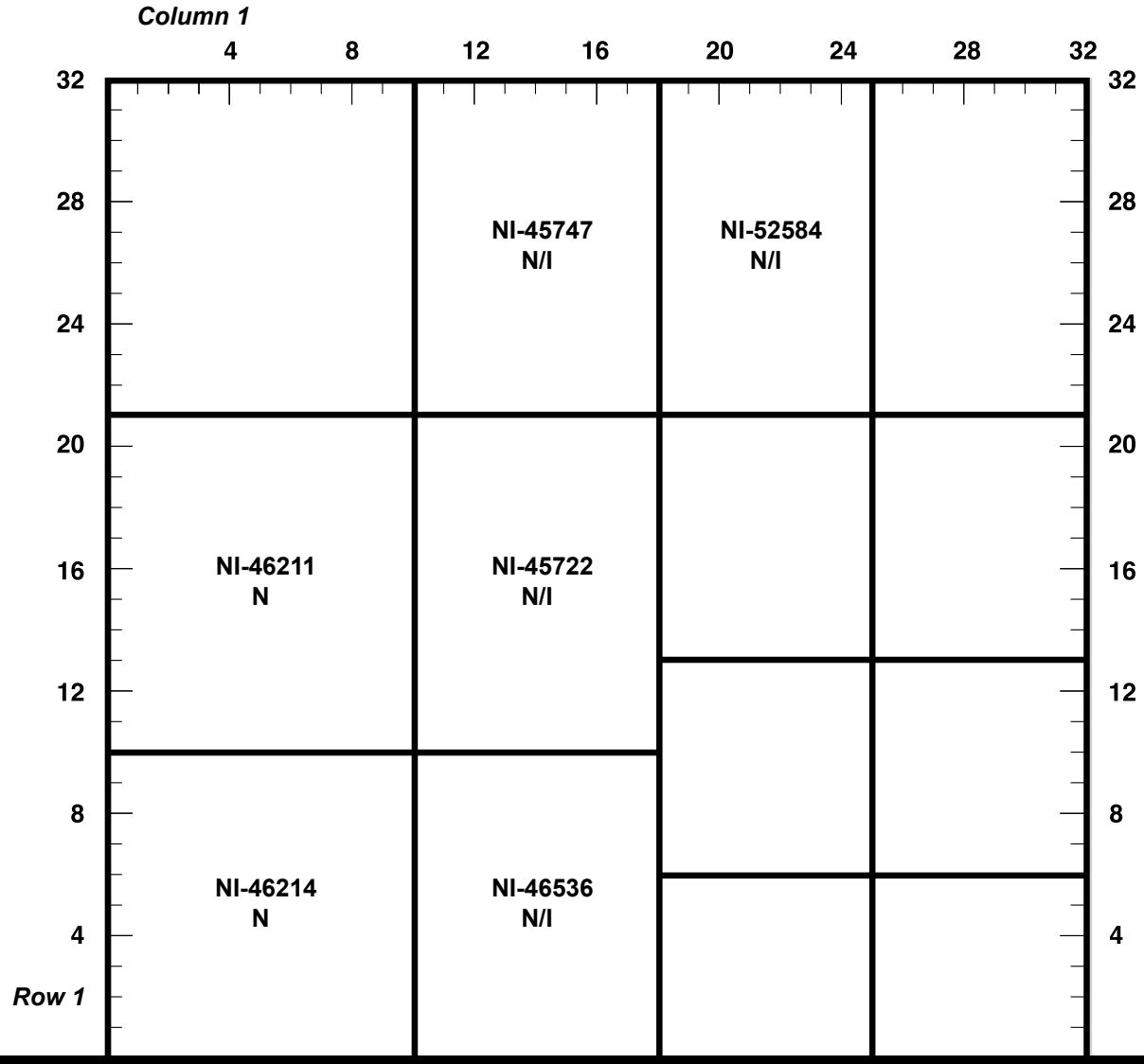


**Cabinet 2** **Drawer 14** **Drawer Model 30**

| Cabinet 1 | CABINET 2 | Cabinet 3 | Cabinet 4 |
|---|---|---|---|
| Drawers 1-9 | Drawers 10-17 | Drawers 18-25 | Bulk Storage |

| Component Parts Required | | | | | |
|---|---|---|---|---|---|
| Partitions | | Dividers | | Tool Tags | |
| 3 | P-30 | 6 | D-30-07 | 6 | Adhesive |
| | | 2 | D-30-08 | | |
| | | 2 | D-30-10 | | |

**Remarks/Special Instructions:**

1 Division = 0.785”
Drawer Size = 25-1/8” Usable
Model 30 Height = 3-7/8”
N = Nissan, I = Infiniti

# Drawer 14 Tool Descriptions: 6 Items

☐ = Recommended
* = Essential

| Tool Number/ Description | Image | NIS | INF | On Hand |
|---|---|---|---|---|
| **NI-46214**<br>Fuel Tank Lock Ring Wrench<br>*Column 1, Row 1* | | * | | |
| **NI-46211**<br>Fuel Tank Lock Ring Wrench<br>*Column 1, Row 2* | | * | | |
| **NI-46536**<br>Titan Fuel Lock Ring Wrench<br>*Column 2, Row 1* | | * | * | |
| **NI-45722**<br>Lock Ring Tool, 130mm<br>*Column 2, Row 2* | | * | * | |
| **NI-45747**<br>Lock Ring Wrench (4.5”)<br>*Column 2, Row 3* | | * | * | |
| **NI-52584**<br>Charge Pipe Adapter Kit<br>*Column 3, Row 4* | | * | * | |

## Nissan and INFINITI Drawer Loading Diagram

= Recommended

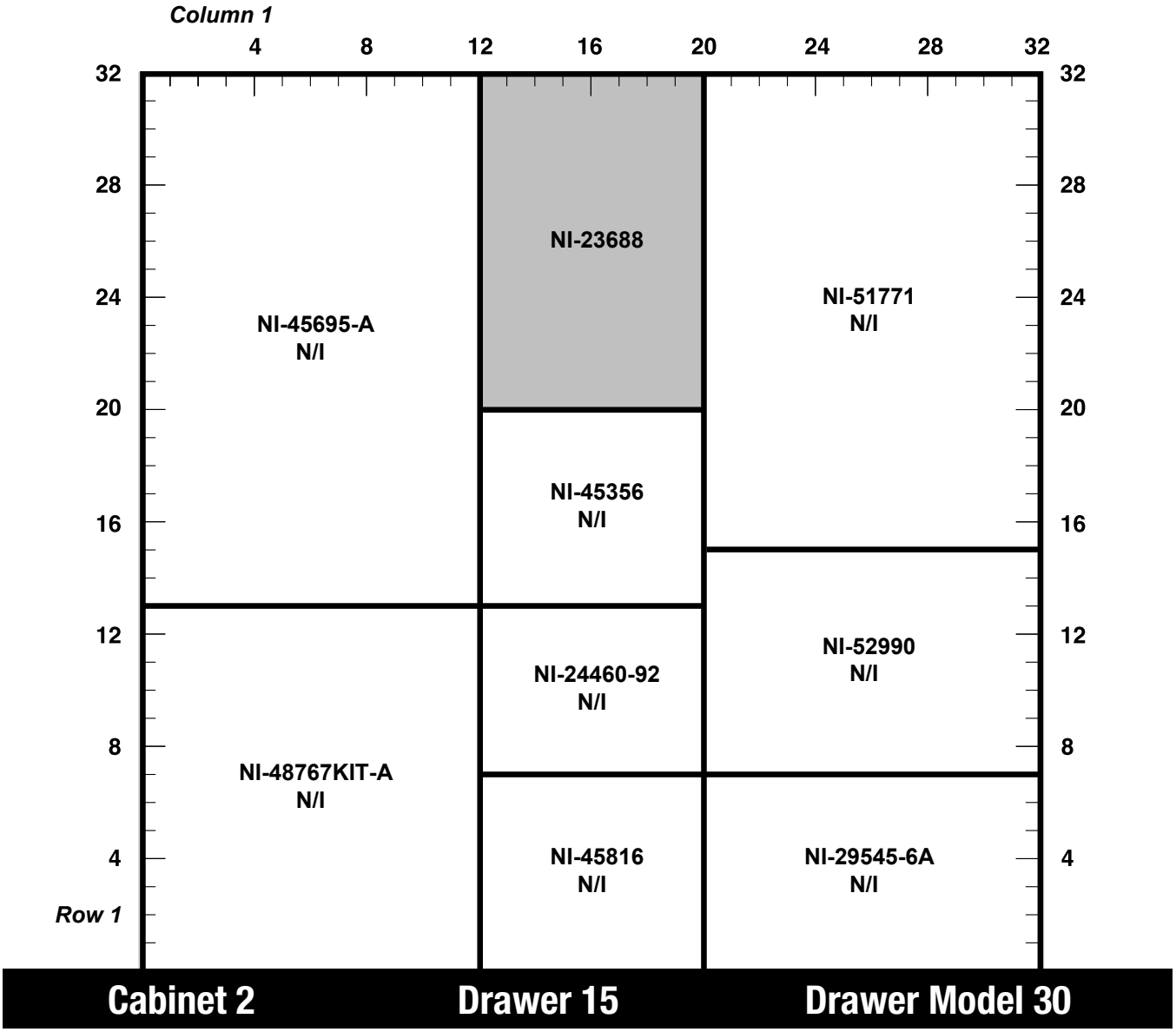


| Cabinet 1 | CABINET 2 | Cabinet 3 | Cabinet 4 |
|---|---|---|---|
| Drawers 1-9 | Drawers 10-17 | Drawers 18-25 | Bulk Storage |

| Component Parts Required | | | | | |
|---|---|---|---|---|---|
| Partitions | | Dividers | | Tool Tags | |
| 2 | P-30 | 3 | D-30-08 | 9 | Adhesive |
| | | 3 | D-30-12 | | |

**Remarks/Special Instructions:**

1 Division = 0.785”
Drawer Size = 25-1/8” Usable
Model 30 Height = 3-7/8”
N = Nissan, I = Infiniti

# Drawer 15 Tool Descriptions: 9 Items

☐ = Recommended
* = Essential

| Tool Number/ Description | Image | NIS | INF | On Hand |
|---|---|---|---|---|
| **NI-48767KIT-A** HEV A/C Service Hose Kit *Column 1, Row 1* | | * | * | |
| **NI-45695-A** Coolant Refill Tool *Column 1, Row 2* | | * | * | |
| **NI-45816** E20 TORX Socket *Column 2, Row 1* | | * | * | |
| **NI-24460-92** Cooling System Pressure Test Radiator Adapter Set *Column 2, Row 2* | | * | * | |
| **NI-45356** 1/4 Turn Fuel Cap Leak Check Adapter *Column 2, Row 3* | | * | * | |
| **NI-23688** Coolant & Battery Tester #7584L *Column 2, Row 4* | | | | |
| **NI-29545-6A** Fluorescent Coolant Dye (6 - 1/2 oz. Bottles) *Column 3, Row 1* | | * | * | |

| Tool Number/ Description | Image | NIS | INF | On Hand |
|---|---|---|---|---|
| **NI-52990** 6 - 1 oz. Bottles, Fluorescent Dye Additive *Column 3, Row 2* | | * | * | |
| **NI-51771** Cooling System Pressure Tester *Column 3, Row 3* | | * | * | |

## Nissan and INFINITI Drawer Loading Diagram

= Recommended

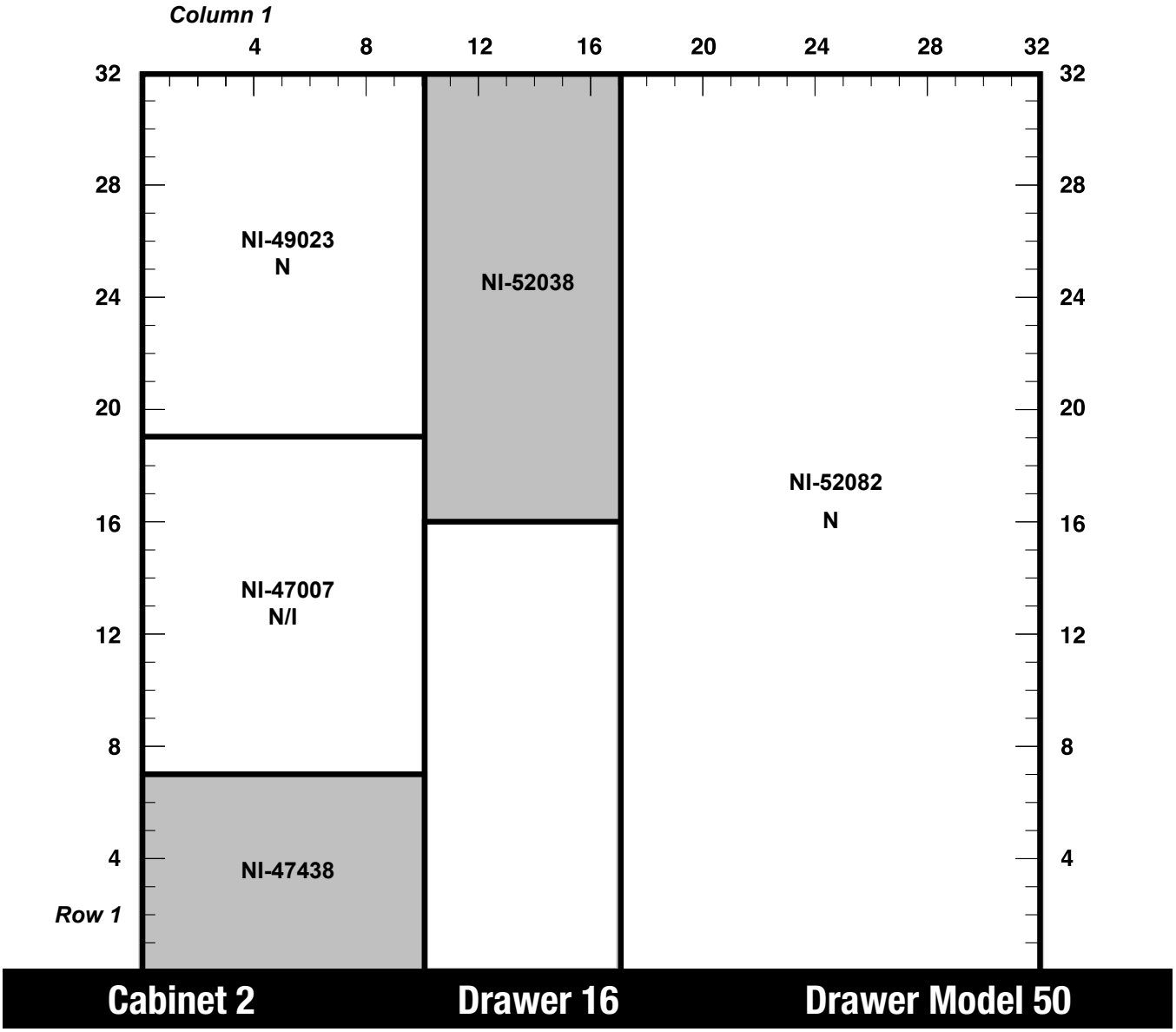


| Cabinet 1 | CABINET 2 | Cabinet 3 | Cabinet 4 |
|---|---|---|---|
| Drawers 1-9 | Drawers 10-17 | Drawers 18-25 | Bulk Storage |

| Component Parts Required | | | | | |
|---|---|---|---|---|---|
| Partitions | | Dividers | | Tool Tags | |
| 2 | P-50 | 1 | D-50-07 | 6 | Adhesive |
| | | 2 | D-50-10 | | |

**Remarks/Special Instructions:**

1 Division = 0.785”
Drawer Size = 25-1/8” Usable
Model 50 Height = 7”
N = Nissan, I = Infiniti

# Drawer 16 Tool Descriptions: 5 Items

☐ = Recommended
* = Essential

| Tool Number/ Description | Image | NIS | INF | On Hand |
|---|---|---|---|---|
| **NI-47438**<br>A-Arm Alignment Tools<br>*Column 1, Row 1* | | | | |
| **NI-47007**<br>Brembo Brake Tool<br>*Column 1, Row 2* | | * | * | |
| **NI-49023**<br>GT-R Brembo Brake Caliper Tool<br>*Column 1, Row 3*<br>*For GT-R use only. See Appendix E for all GT-R Tools.* | | * | | |
| **NI-52038**<br>Window Regulator Rivet Installer, Pneumatic<br>*Column 2, Row 2* | | | | |
| **NI-52082**<br>CVT Lifting Fixture<br>*Column 3, Row 1* | | * | | |

## Nissan and INFINITI Drawer Loading Diagram

= Recommended

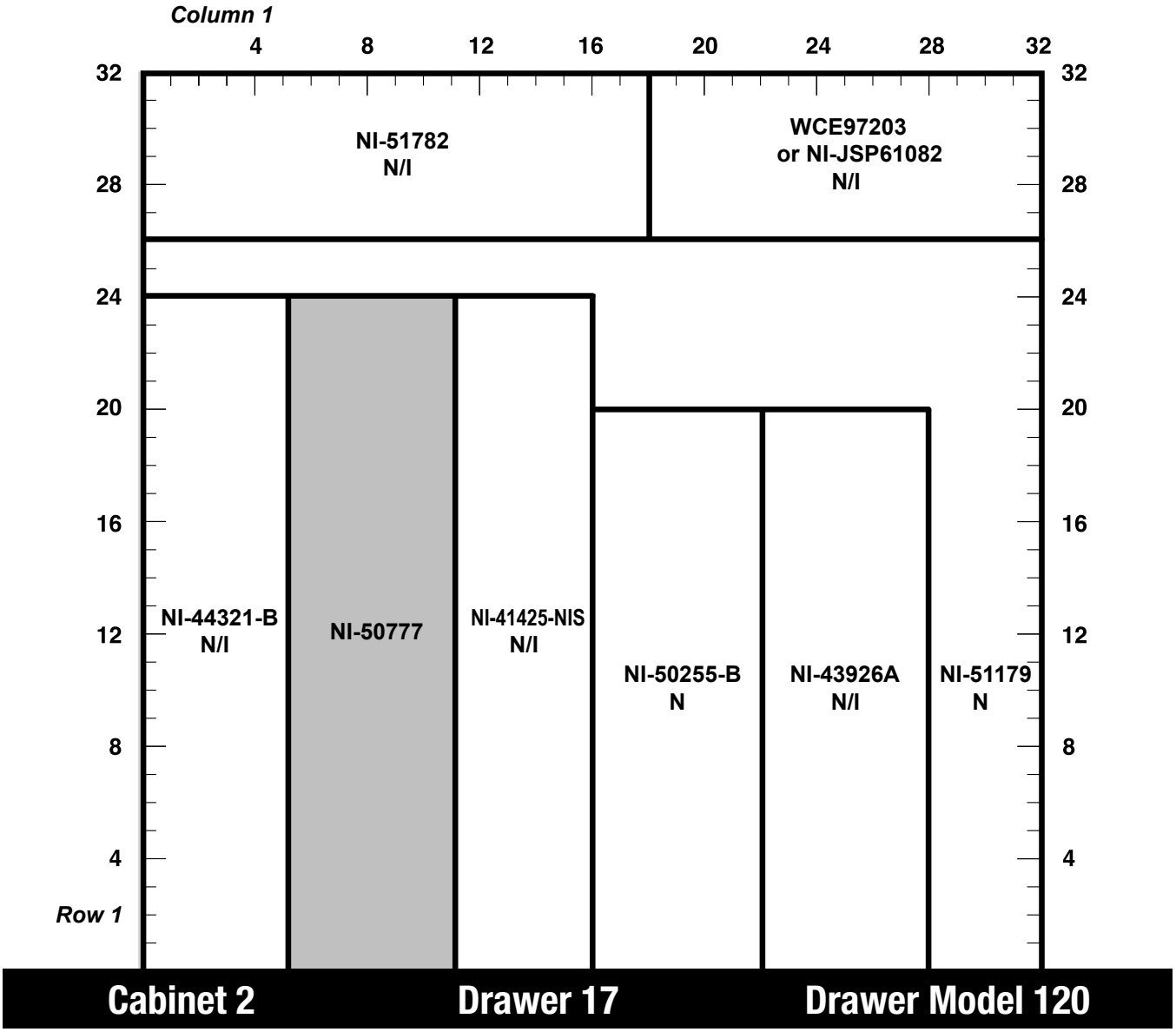


| Cabinet 1 | CABINET 2 | Cabinet 3 | Cabinet 4 |
|---|---|---|---|
| Drawers 1-9 | Drawers 10-17 | Drawers 18-25 | Bulk Storage |

| Component Parts Required | | | | | |
|---|---|---|---|---|---|
| Partitions | | Dividers | | Tool Tags | |
| | N/A | | N/A | | N/A |

**Remarks/Special Instructions:**

1 Division = 0.785”
Drawer Size = 25-1/8” Usable
Model 120 Height = 18-1/8”
N = Nissan, I = Infiniti

# Drawer 17 Tool Descriptions: 8 Items

☐ = Recommended
* = Essential

| Tool Number/ Description | Image | NIS | INF | On Hand |
|---|---|---|---|---|
| **NI-44321-B** Fuel Pressure Test Kit *Case* | | * | * | |
| **NI-50777** Versa Reprogramming Kit *Case* | | | | |
| **NI-41425-NIS** Aluminum Tubing Repair Kit *Case* | | * | * | |
| **NI-50255-B** CVT Transmission Kit *Case* | | * | | |
| **NI-43926A** Air Conditioning Dye Kit *Case* | | * | * | |
| **NI-51179** Rear Camera Alignment Target *Targets stack together to the side of the other cases* | | * | | |

| Tool Number/ Description | Image | NIS | INF | On Hand |
|---|---|---|---|---|
| **NI-51782** Antenna Diagnostic Kit *Case* | | * | * | |
| **NI-JSP61082** Wireless Noise and Vibration Detector *Case* | | * | * | |

## Nissan and INFINITI Drawer Loading Diagram

= Recommended

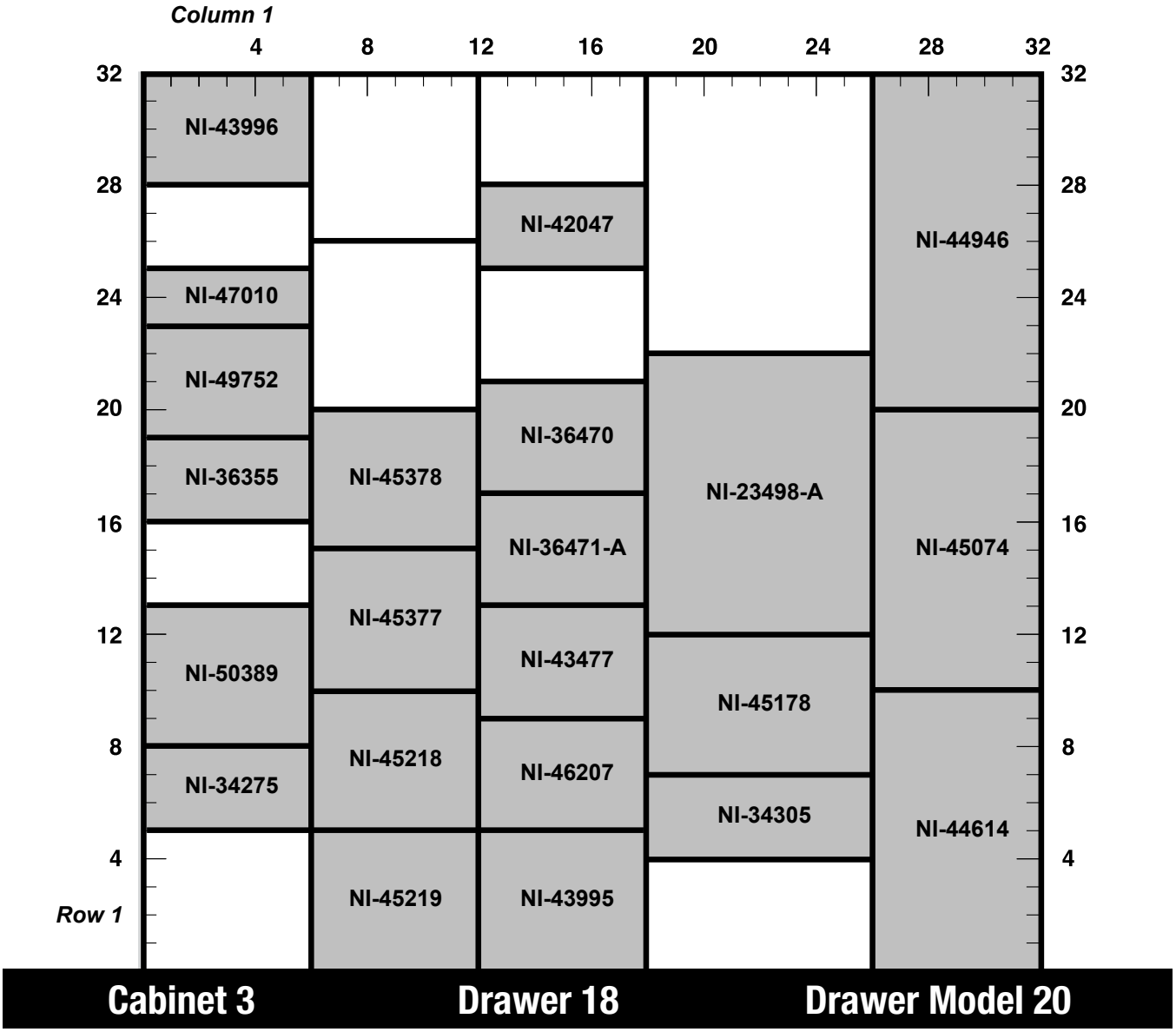


**Cabinet 1** Drawers 1-9 | **Cabinet 2** Drawers 10-17 | **CABINET 3** Drawers 18-25 | **Cabinet 4** Bulk Storage




| Component Parts Required | | | | | |
|---|---|---|---|---|---|
| Partitions | | Dividers | | Tool Tags | |
| 4 | P-20 | 22 | D-20-06 | 22 | Adhesive |
| | | 4 | D-20-08 | | |

**Remarks/Special Instructions:**

1 Division = 0.785”
Drawer Size = 25-1/8” Usable
Model 20 Height = 2-1/4”
N = Nissan, I = Infiniti

## Drawer 18 Tool Descriptions: 22 Items (1-14)

☐ = Recommended
* = Essential

| Tool Number/ Description | Image | NIS | INF | On Hand |
|---|---|---|---|---|
| **NI-34275** Coolant Temperature Sensor Wrench *Column 1, Row 2* | | | | |
| **NI-50389** Relay Removal Tool *Column 1, Row 3* | | | | |
| **NI-36355** Brake Caliper Socket *Column 1, Row 5* | | | | |
| **NI-49752** 14mm Torque Adapter *Column 1, Row 6* | | | | |
| **NI-47010** Tamper Resistant TORX Plus 25 IPR Bit *Column 1, Row 7* | | | | |
| **NI-43996** Steering Rack Adjustment Wrench *Column 1, Row 9* | | | | |
| **NI-45219** Inner Tie Rod Wrench (34mm) *Column 2, Row 1* | | | | |

| Tool Number/ Description | Image | NIS | INF | On Hand |
|---|---|---|---|---|
| **NI-45218** Inner Tie Rod Wrench (32mm) *Column 2, Row 2* | | | | |
| **NI-45377** Inner Tie Rod Wrench (30mm) *Column 2, Row 3* | | | | |
| **NI-45378** Inner Tie Rod Wrench (36mm) *Column 2, Row 4* | | | | |
| **NI-43995** Steering Locknut Wrench *Column 3, Row 1* | | | | |
| **NI-46207** 19mm Torque Adapter *Column 3, Row 2* | | | | |
| **NI-43477** Power Steering Lock Nut Wrench *Column 3, Row 3* | | | | |
| **NI-36471-A** Oxygen Sensor Wrench *Column 3, Row 4* | | | | |

## Drawer 18 Tool Descriptions: 22 Items (15-22)

☐ = Recommended
* = Essential

| Tool Number/ Description | Image | NIS | INF | On Hand |
|---|---|---|---|---|
| **NI-36470** Oxygen Sensor Wrench *Column 3, Row 5* | | | | |
| **NI-42047** Antenna Bezel Socket *Column 3, Row 7* | | | | |
| **NI-34305** Snap Ring Remover and Installer *Column 4, Row 2* | | | | |
| **NI-45178** TPS Test Connector *Column 4, Row 3* | | | | |
| **NI-23498-A** Driveshaft Inclinometer *Column 4, Row 4* | | | | |
| **NI-44614** A/C Compressor Clutch Wrench *Column 5, Row 1* | | | | |
| **NI-45074** Valve Shim Lifter Set *Column 5, Row 2* | | | | |

| Tool Number/ Description | Image | NIS | INF | On Hand |
|---|---|---|---|---|
| **NI-44946** Steering Rack Hex Tool *Column 5, Row 3* | | | | |

## Nissan and INFINITI Drawer Loading Diagram

= Recommended

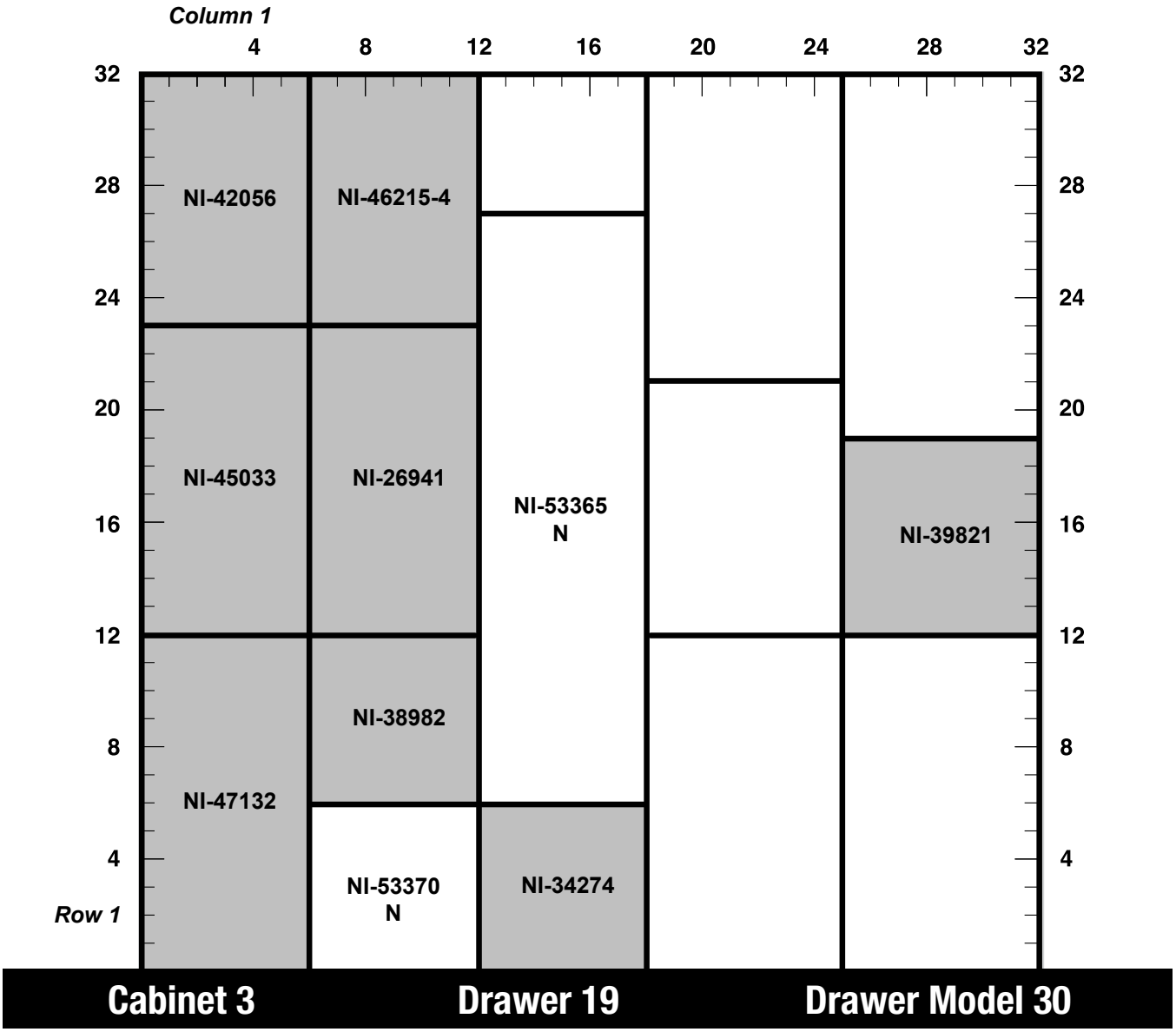


| Cabinet 1 | Cabinet 2 | CABINET 3 | Cabinet 4 |
|---|---|---|---|
| Drawers 1-9 | Drawers 10-17 | Drawers 18-25 | Bulk Storage |

| Component Parts Required | | | | | |
|---|---|---|---|---|---|
| Partitions | | Dividers | | Tool Tags | |
| 4 | P-30 | 8 | D-30-06 | 9 | Adhesive |
| | | 4 | D-30-07 | | |

**Remarks/Special Instructions:**

1 Division = 0.785”
Drawer Size = 25-1/8” Usable
Model 30 Height = 3-7/8”
N = Nissan, I = Infiniti

## Drawer 19 Tool Descriptions: 10 Items

☐ = Recommended
* = Essential

| Tool Number/ Description | Image | NIS | INF | On Hand |
|---|---|---|---|---|
| **NI-47132**<br>Tread Check Kit<br>*Column 1, Row 1* | | | | |
| **NI-45033**<br>Steering Rack Lock Nut Tool<br>*Column 1, Row 2* | | | | |
| **NI-42056**<br>Cap Plugs<br>*Column 1, Row 3* | | | | |
| **NI-53370**<br>Coolant Reservoir Test Adapter<br>*Column 2, Row 1* | | * | | |
| **NI-38982**<br>Output Shaft Seal Installer<br>*Column 2, Row 2* | | | | |
| **NI-26941**<br>Seal Remover<br>*Column 2, Row 3* | | | | |
| **NI-46215-4**<br>Plug and Nut Kit<br>*Column 2, Row 4* | | | | |

| Tool Number/ Description | Image | NIS | INF | On Hand |
|---|---|---|---|---|
| **NI-34274**<br>Oil Filter Wrench<br>*Column 3, Row 1* | | | | |
| **NI-53365**<br>Bracket - Rogue HEV Brake Booster<br>*Column 3, Row 2* | | * | | |
| **NI-39821**<br>Crankshaft Pulley Puller<br>*Column 5, Row 2* | | | | |

## Nissan and INFINITI Drawer Loading Diagram

= Recommended

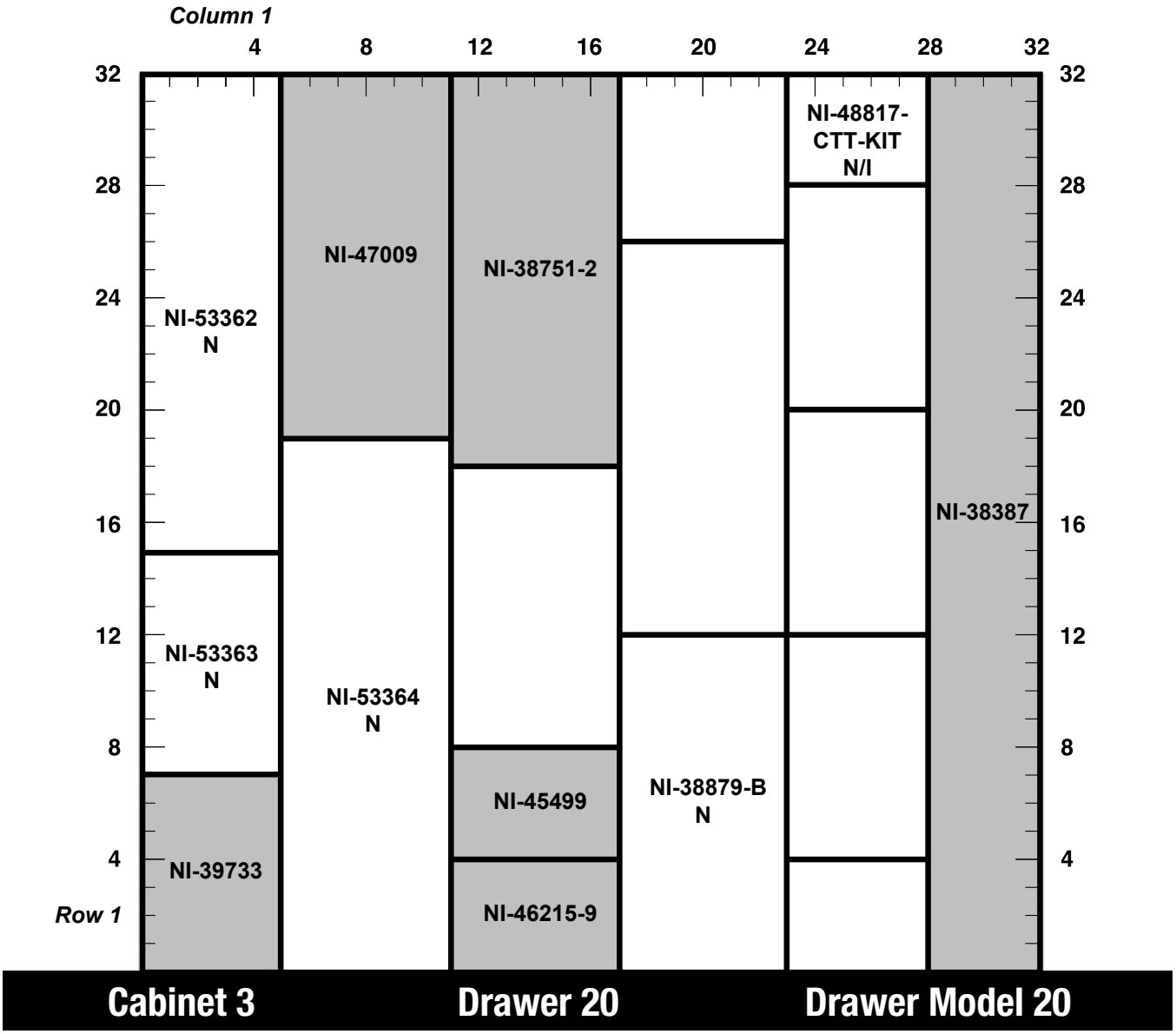


| Cabinet 1 | Cabinet 2 | CABINET 3 | Cabinet 4 |
|---|---|---|---|
| Drawers 1-9 | Drawers 10-17 | Drawers 18-25 | Bulk Storage |

| Component Parts Required | | | | | |
|---|---|---|---|---|---|
| Partitions | | Dividers | | Tool Tags | |
| 5 | P-20 | 5 | D-20-05 | 7 | Adhesive |
| | | 6 | D-20-06 | | |

**Remarks/Special Instructions:**

1 Division = 0.785”
Drawer Size = 25-1/8” Usable
Model 20 Height = 2-1/4”
N = Nissan, I = Infiniti

# Drawer 20 Tool Descriptions: 11 Items

☐ = Recommended
* = Essential

| Tool Number/ Description | Image | NIS | INF | On Hand | Tool Number/ Description | Image | NIS | INF | On Hand |
|---|---|---|---|---|---|---|---|---|---|
| **NI-39733**<br>Radiator Pressure Adapter<br>*Column 1, Row 1* | | | | | **NI-45499**<br>KA24 Ring Gear Stop<br>*Column 3, Row 2* | | | | |
| **NI-53363**<br>T33 Rogue Rear Shock Mount Tool Operation Socket<br>*Column 1, Row 2* | | * | | | **NI-38751-2**<br>Crimping Tool<br>*Column 3, Row 4* | | | | |
| **NI-53362**<br>T33 Rogue Rear Shock Mount Tool Operation Wrench<br>*Column 1, Row 3* | | * | | | **NI-38879-B**<br>Fuel Tank Lock Ring Tool<br>*Column 4, Row 1* | | * | | |
| **NI-53364**<br>Fluke 365 Detachable Jaw True RMS AC/DC Clamp Meter<br>*Column 2, Row 1* | | * | | | **NI-48817-CTT-KIT**<br>Corrugated Tubing Tool Kit<br>*Column 5, Row 5* | | * | * | |
| **NI-47009**<br>Connector Release Tool<br>*Column 2, Row 2* | | | | | **NI-38387**<br>Belt Tension Gauge<br>*Column 6, Row 1* | | | | |
| **NI-46215-9**<br>Drill Jig<br>*Column 3, Row 1* | | | | | | | | | |

## Nissan and INFINITI Drawer Loading Diagram

= Recommended

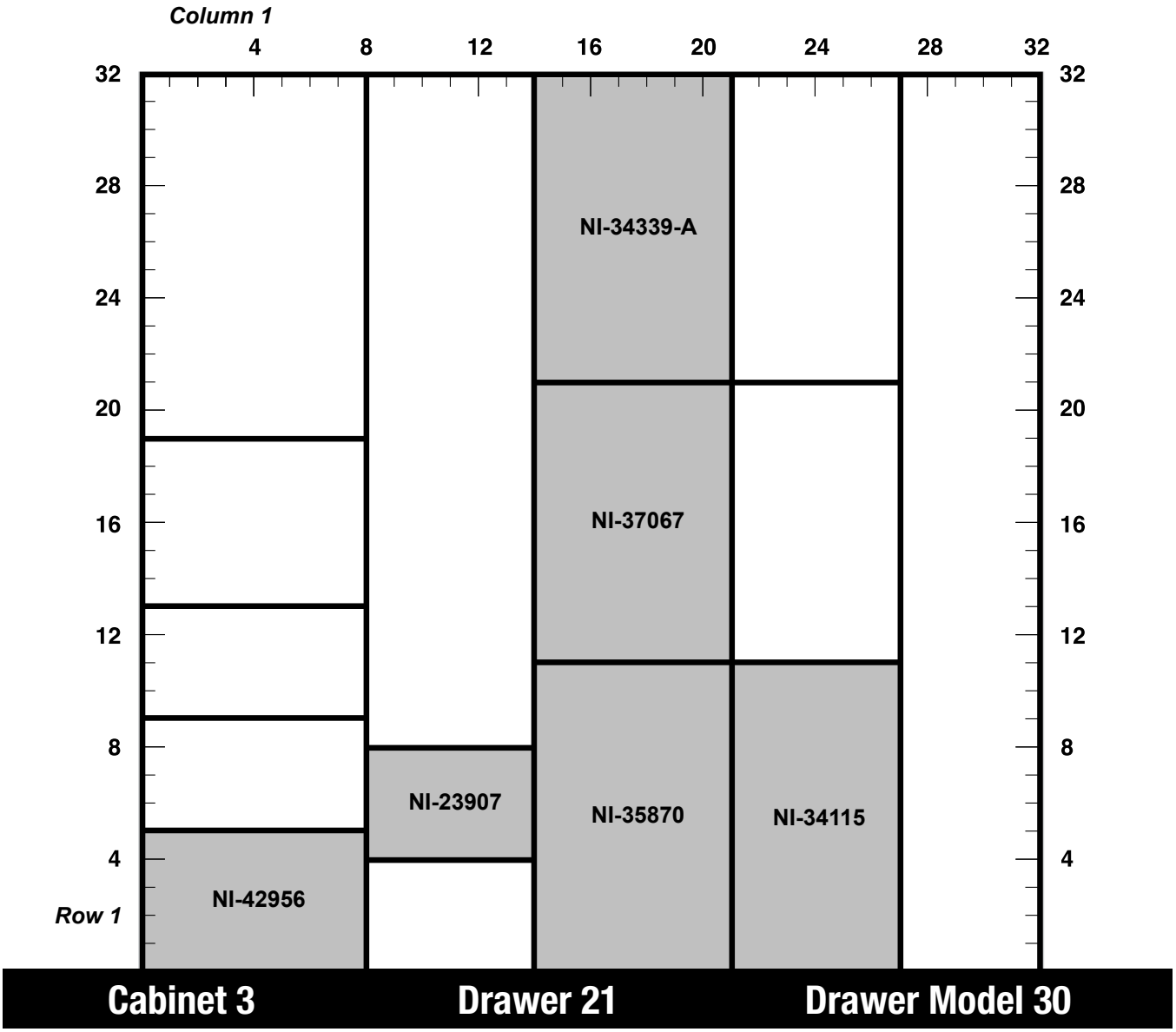


**Cabinet 1** Drawers 1-9 | **Cabinet 2** Drawers 10-17 | **CABINET 3** Drawers 18-25 | **Cabinet 4** Bulk Storage

| Component Parts Required | | | | | |
|---|---|---|---|---|---|
| Partitions | | Dividers | | Tool Tags | |
| 4 | P-30 | 4 | D-30-06 | 6 | Adhesive |
| | | 2 | D-30-07 | | |
| | | 4 | D-30-08 | | |

**Remarks/Special Instructions:**

1 Division = 0.785”
Drawer Size = 25-1/8” Usable
Model 30 Height = 3-7/8”
N = Nissan, I = Infiniti

# Drawer 21 Tool Descriptions: 6 Items

☐ = Recommended
* = Essential

| Tool Number/ Description | Image | NIS | INF | On Hand |
|---|---|---|---|---|
| **NI-42956**<br>Strut Shaft Clamp<br>*Column 1, Row 1* | | | | |
| **NI-23907**<br>Clutch Pilot Bearing Remover<br>*Column 2, Row 2* | | | | |
| **NI-35870**<br>Seal Installer<br>*Column 3, Row 1* | | | | |
| **NI-37067**<br>Rear Seal Installer<br>*Column 3, Row 2* | | | | |
| **NI-34339-A**<br>Oil Seal Installer<br>*Column 3, Row 3* | | | | |
| **NI-34115**<br>Axle Seal Installer (Inner)<br>*Column 4, Row 1* | | | | |

## Nissan and INFINITI Drawer Loading Diagram

= Recommended

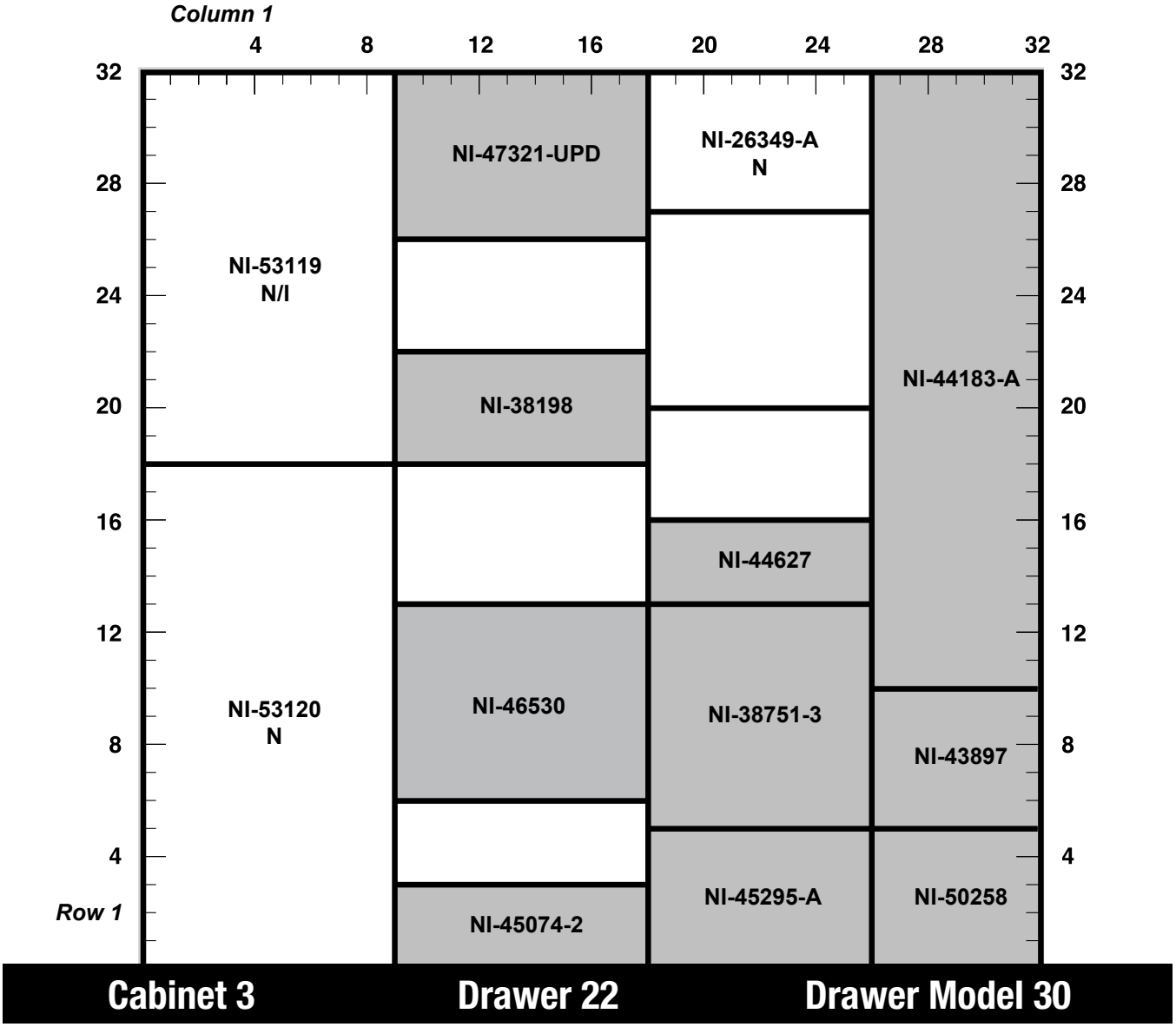


| Cabinet 1 | Cabinet 2 | CABINET 3 | Cabinet 4 |
|---|---|---|---|
| Drawers 1-9 | Drawers 10-17 | Drawers 18-25 | Bulk Storage |

| Component Parts Required | | | | | |
|---|---|---|---|---|---|
| Partitions | | Dividers | | Tool Tags | |
| 3 | P-30 | 2 | D-30-06 | 11 | Adhesive |
| | | 5 | D-30-08 | | |
| | | 7 | D-30-09 | | |

**Remarks/Special Instructions:**

1 Division = 0.785”
Drawer Size = 25-1/8” Usable
Model 30 Height = 3-7/8”
N = Nissan, I = Infiniti

# Drawer 22 Tool Descriptions: 13 Items

☐ = Recommended
* = Essential

| Tool Number/ Description | Image | NIS | INF | On Hand |
|---|---|---|---|---|
| **NI-53120**<br>1.6 Liter Support Adaptor Bracket MR-16<br>*Column 1, Row 1* | | * | | |
| **NI-53119**<br>V6 VQ35DD Engine Support Adapter<br>*Column 1, Row 2* | | * | * | |
| **NI-45074-2**<br>Lifter Stopper<br>*Column 2, Row 1* | | | | |
| **NI-46530**<br>Drill Guide Kit<br>*Column 2, Row 3* | | | | |
| **NI-38198**<br>Rear Bushing Remover and Installer<br>*Column 2, Row 5* | | | | |
| **NI-47321-UPD**<br>Transmission Jack Adapter<br>*Column 2, Row 7* | | | | |
| **NI-45295-A**<br>TPMS Initialization System<br>*Column 3, Row 1* | | | | |

| Tool Number/ Description | Image | NIS | INF | On Hand |
|---|---|---|---|---|
| **NI-38751-3**<br>Pin Tool Set<br>*Column 3, Row 2* | | | | |
| **NI-44627**<br>Terminal Pin Tool<br>*Column 3, Row 3* | | | | |
| **NI-26349-A**<br>Transmission Bearing Puller Set<br>*Column 3, Row 6* | | * | | |
| **NI-50258**<br>10X Magnifier<br>*Column 4, Row 1* | | | | |
| **NI-43897-12A**<br>12mm Oxygen Sensor Thread Cleaner<br>*Column 4, Row 2* | | | | |
| **NI-44183-A**<br>20 - 100 lb. Spring Scale<br>*Column 4, Row 3* | | | | |

## Nissan and INFINITI Drawer Loading Diagram

= Recommended

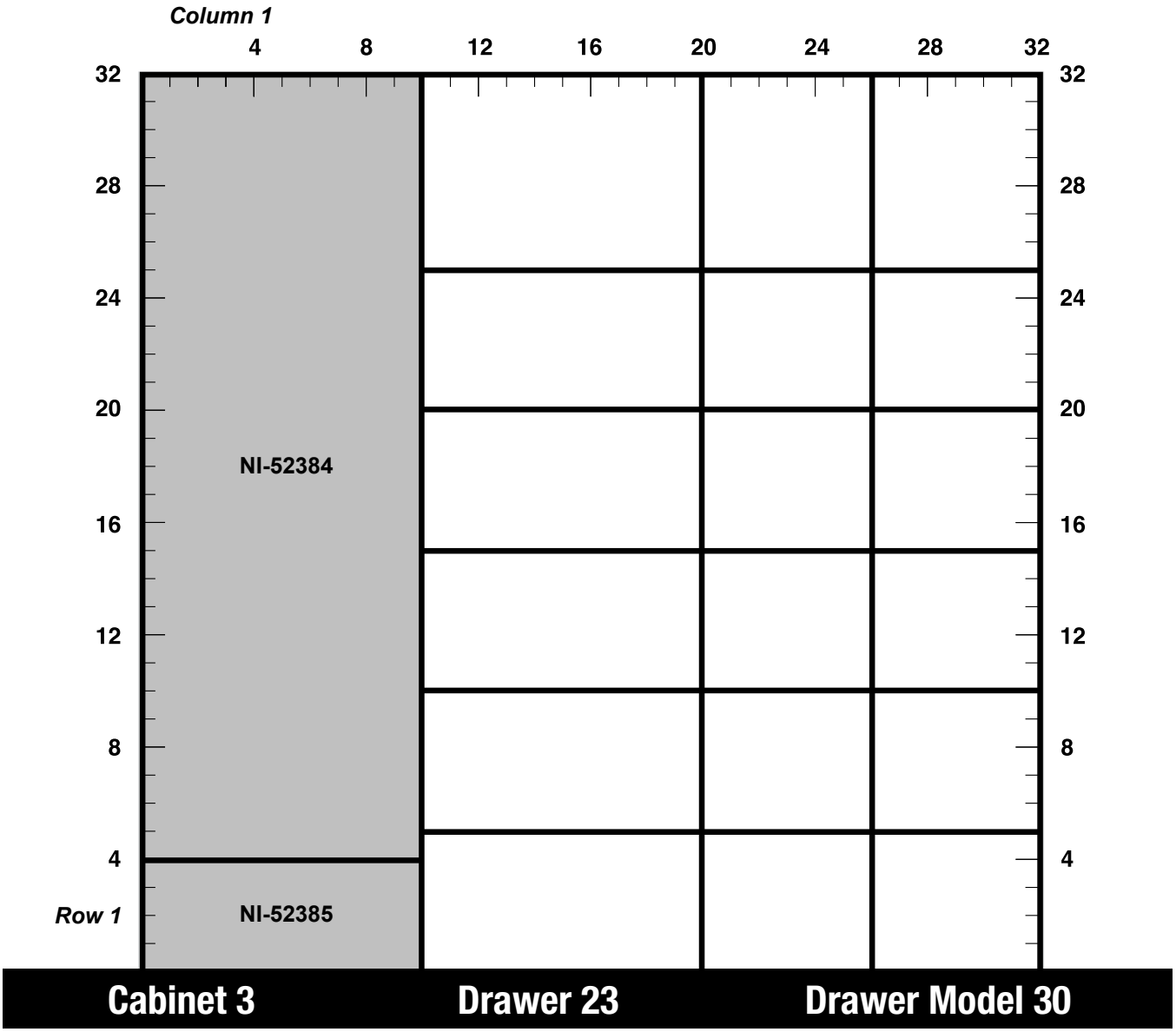


| Cabinet 1 | Cabinet 2 | CABINET 3 | Cabinet 4 |
|---|---|---|---|
| Drawers 1-9 | Drawers 10-17 | Drawers 18-25 | Bulk Storage |

| Component Parts Required | | | | | |
|---|---|---|---|---|---|
| Partitions | | Dividers | | Tool Tags | |
| 3 | P-30 | 10 | D-30-06 | 2 | Adhesive |
| | | 6 | D-30-10 | | |

**Remarks/Special Instructions:**

1 Division = 0.785”
Drawer Size = 25-1/8” Usable
Model 30 Height = 3-7/8”
N = Nissan, I = Infiniti

## Drawer 23 Tool Descriptions: 2 Items

☐ = Recommended
* = Essential

| Tool Number/ Description | Image | NIS | INF | On Hand |
|---|---|---|---|---|
| **NI-52385**<br>Protective Shield<br>*Column 1, Row 1* |  | | | |
| **NI-52384**<br>Manual Rivet Gun<br>*Column 1, Row 2* | | | | |

## Nissan and INFINITI Drawer Loading Diagram

= Recommended

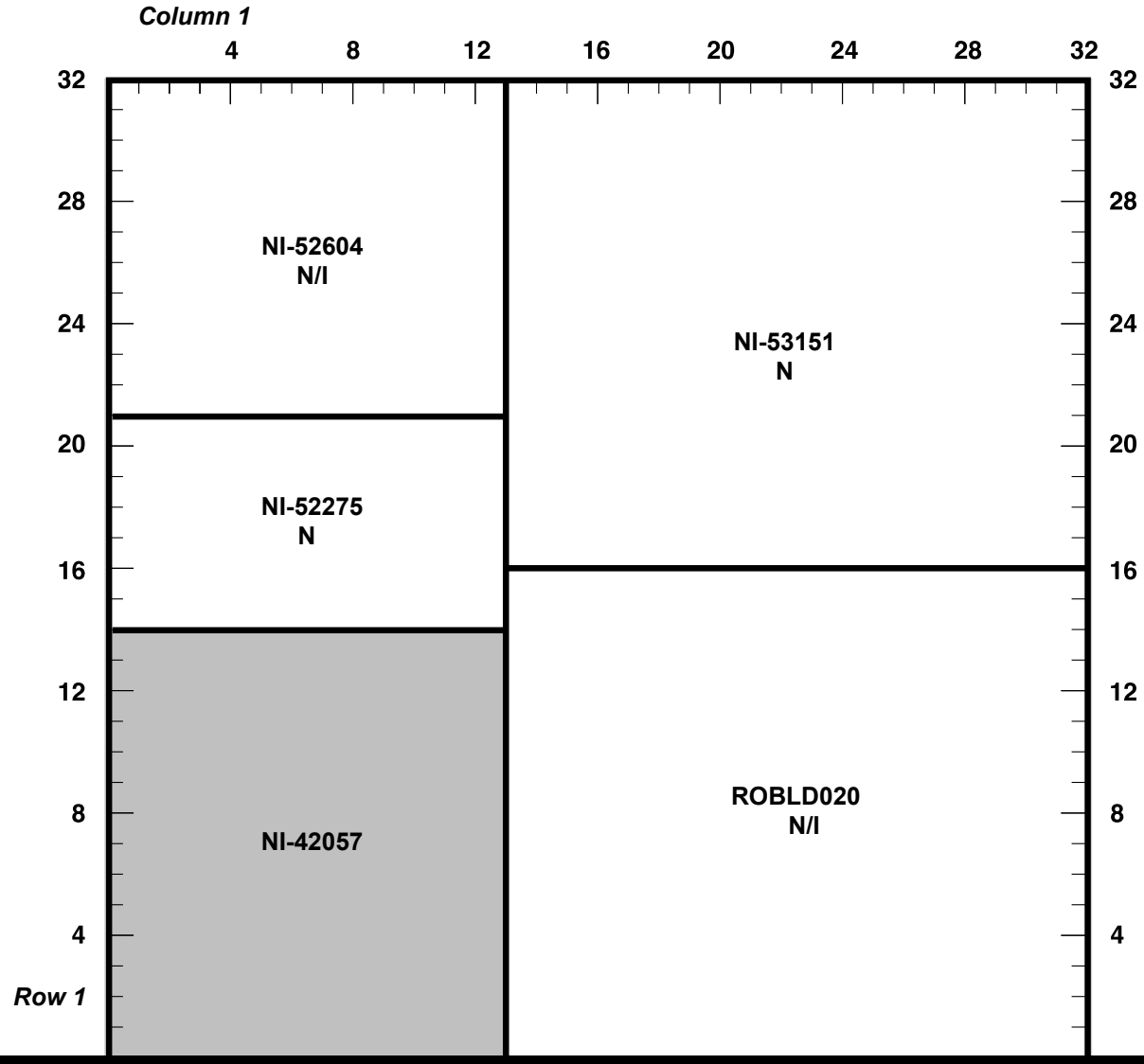


**Cabinet 3** **Drawer 24** **Drawer Model 50**

| Cabinet 1 | Cabinet 2 | CABINET 3 | Cabinet 4 |
|---|---|---|---|
| Drawers 1-9 | Drawers 10-17 | Drawers 18-25 | Bulk Storage |

| Component Parts Required | | | | | |
|---|---|---|---|---|---|
| Partitions | | Dividers | | Tool Tags | |
| 1 | P-50 | 2 | D-50-13 | 4 | Adhesive |
| | | 1 | D-50-19 | | |

**Remarks/Special Instructions:**

1 Division = 0.785”
Drawer Size = 25-1/8” Usable
Model 50 Height = 7”
N = Nissan, I = Infiniti

# Drawer 24 Tool Descriptions: 5 Items

☐ = Recommended
* = Essential

| Tool Number/ Description | Image | NIS | INF | On Hand |
|---|---|---|---|---|
| **NI-42057**<br>Air Bag Lock Master Key Set<br>*Column 1, Row 1* | | | | |
| **NI-52275**<br>Side Cover Alignment Aid<br>*Column 1, Row 2* | | * | | |
| **NI-52604**<br>3.5 L MY 13-17 Engine Support Adaptor<br>*Column 1, Row 3* | | * | * | |
| **ROBLD020**<br>Leak Detector<br>*Column 2, Row 1* | | * | * | |
| **NI-53151**<br>KR-15 Direct Injector Seal Install Kit<br>*Column 2, Row 2* | | * | | |

## Nissan and INFINITI Drawer Loading Diagram

= Recommended

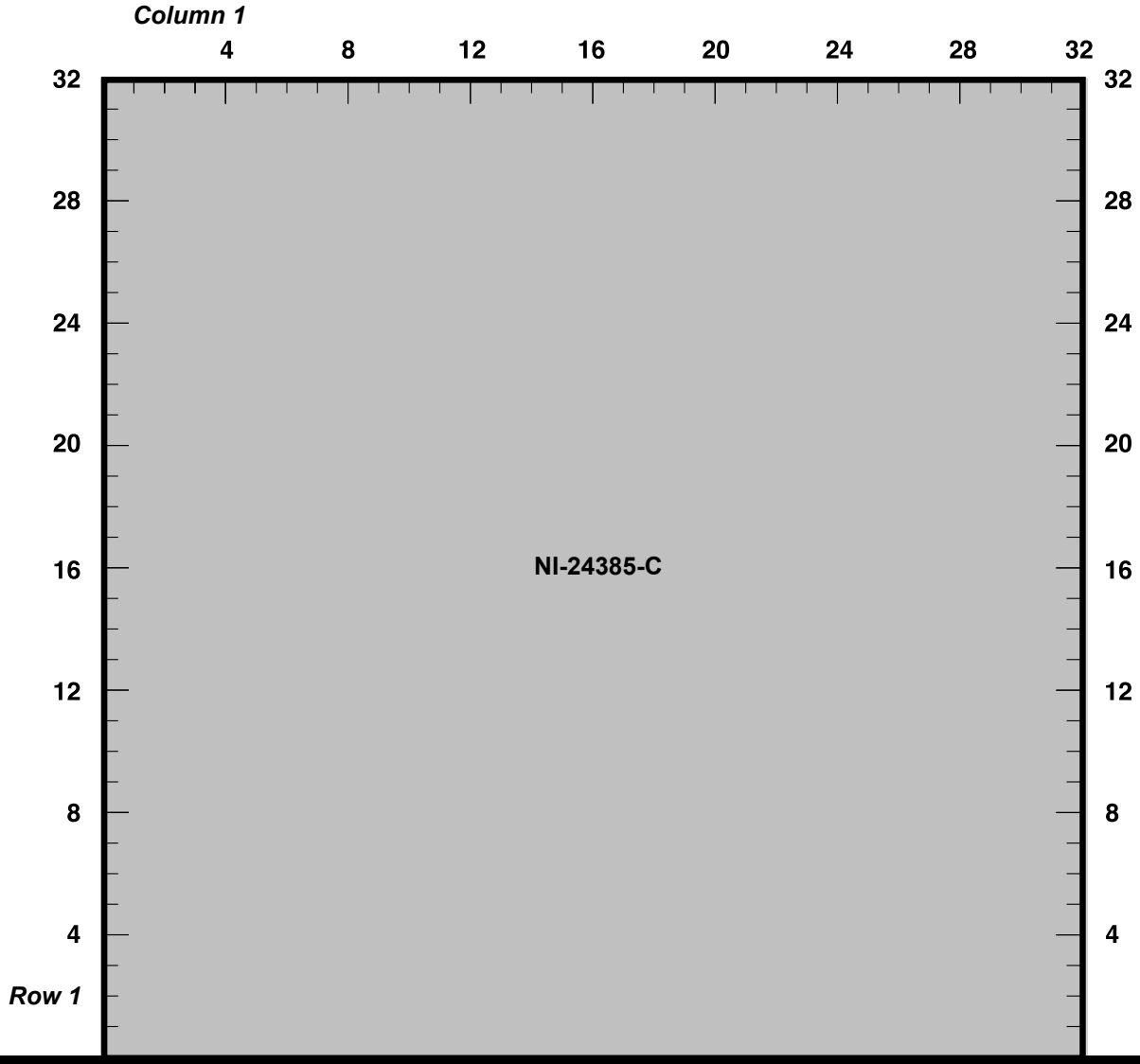


**Cabinet 3** **Drawer 25** **Drawer Model 120**

| Cabinet 1 | Cabinet 2 | CABINET 3 | Cabinet 4 |
|---|---|---|---|
| Drawers 1-9 | Drawers 10-17 | Drawers 18-25 | Bulk Storage |

| Component Parts Required | | | | | |
|---|---|---|---|---|---|
| Partitions | | Dividers | | Tool Tags | |
| | N/A | | N/A | | N/A |

**Remarks/Special Instructions:**

1 Division = 0.785”
Drawer Size = 25-1/8” Usable
Model 120 Height = 18-1/8”
N = Nissan, I = Infiniti

# Drawer 25 Tool Descriptions: 1 Item

☐ = Recommended
* = Essential

| Tool Number/ Description | Image | NIS | INF | On Hand |
|---|---|---|---|---|
| **NI-24385-C** Axle Housing Spreader | | | | |

## Bulk Storage

☐ = Recommended
* = Essential

| Tool Number/ Description | Image | NIS | INF | On Hand |
|---|---|---|---|---|
| **NI-34301-C** Automatic Transmission Oil Pressure Gauge Set | | * | * | |
| **NI-45073** Rear Axle Bearing Remover *See Appendix A for Kit Components* | | * | | |
| **NI-50097-FUEL** Fuel Fluid Analysis Test Kit | | * | * | |
| **NI-50097-NONFUEL** Non-fuel Fluid Analysis Test Kit | | * | * | |
| **NI-50388** Fluid Pressure Pump Kit | | | * | |
| **NI-51315** Airbag Holding Fixture | | * | | |
| **NI-51315-KIT** Airbag Fixture with FX Brackets | | | * | |
| **NI-51950** OCS Calibration Kit | | | * | |
| **NI-52266** Alignment Targets (3/PKG) |  | | * | |
| **NI-52266-NIS** Alignment Targets (2/PKG) | | * | | |
| **NI-52475** 2.5L Engine Adapter Bracket | | * | | |
| **NI-52501-NI** 32 Pin Diagnostic Break Out Box | | * | | |

## Bulk Storage (Continued)

☐ = Recommended
* = Essential

| Tool Number/ Description | Image | NIS | INF | On Hand |
|---|---|---|---|---|
| **NI-52501-INF** 32 Pin Diagnostic Break Out Box | | | * | |
| **NI-52521** Heads Up Display Target | 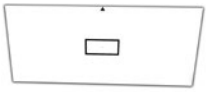 | | * | |
| **CO-J-52727-2** SD Card, 16 GB, Blank | | * | | |
| **CO-J-52812-3** USB Drive, 32 GB, Programmed | | | | |
| **CO-J-52812-KIT-A** Preloaded USB and SD Card Kit-A | | | | |
| **CO-J-52812-KIT-B** Preloaded USB and SD Card Kit-B | | * | | |

| Tool Number/ Description | Image | NIS | INF | On Hand |
|---|---|---|---|---|
| **NI-52940** RQ Transmission Adapter Bracket | | * | | |
| **NI-53011** RQ Transmission Tail Shaft Support | | * | | |
| **NI-52929** Front Coil Spring Compressor | | * | | |
| **20-2851-1** ICC/FCW Sensor Alignment Target *Supplied by Hunter Engineering Co.* |  | * | * | |
| **NI-45718-B** Target Board | | | * | |
| **RBO5401AUTO** Rainbow Air Activator 1000 with Auto Kit Ozone Generator | | | * | |

## Bulk Storage (Continued)

☐ = Recommended
* = Essential

| Tool Number/ Description | Image | NIS | INF | On Hand |
|---|---|---|---|---|
| **RLD95-0139** Dual Pressure Diagnostic Leak Detector | | * | * | |
| **NI-47326** Subframe Adapter | | | * | |
| **NI-47441-A** Jack Adapter | | | * | |
| **NI-47446-PRNT** Consult III Printer Kit (Optional) | | | | |
| **NI-49829A** Transmission Oil Fill Kit | | * | * | |
| **NI-50023** Transmission Holding Fixture | | * | * | |

| Tool Number/ Description | Image | NIS | INF | On Hand |
|---|---|---|---|---|
| **NI-50867A** NS-2 Transmission Oil Fill Kit | | * | | |
| **NI-51001A** NS-3 Transmission Oil Fill Kit | | * | * | |
| **NI-51307** CVT Transmission Adapter Jack | | * | | |
| **NI-51981** Transmission Jack Adapter | | * | | |
| **NI-52389** Engine Support Fixture | | * | * | |
| **NI-52473** DX CVT Transmission Jack Adapter |  | * | | |

## Bulk Storage (Continued)

☐ = Recommended
* = Essential

| Tool Number/ Description | Image | NIS | INF | On Hand |
|---|---|---|---|---|
| **NI-53359** HL2020E Heat Gun with Automotive Kit and Case | | * | * | |
| **NI-53380** Nissan DTS 4425A STD Kit | | * | | |
| **NI-53381** Pico NVH Diagnostics Kit with Case | | * | | |
| **NI-53382** Mongoose Plus Nissan2 Interface | | * | | |

## Bulk Storage (Continued)

☐ = Recommended
* = Essential

Rear Axle Bearing Remover (Bulk Storage)

| Tool Number/ Description | Image | NIS | INF | On Hand |
|---|---|---|---|---|
| **NI-25852-4** Sleeve | | * | | |
| **NI-25852-5** Handle Assembly | | * | | |
| **NI-45073-1** Bearing Lock Nut Wrench | | * | | |
| **NI-45073-12** Extension Tube Weldment | | * | | |
| **NI-45073-13** Forcing Screw | | * | | |

| Tool Number/ Description | Image | NIS | INF | On Hand |
|---|---|---|---|---|
| **NI-45073-2** Collet (Pair) | | * | | |
| **NI-45073-7** Bearing Puller Jaw | | * | | |

## Bulk Storage (Continued)

☐ = Recommended
* = Essential

NI-54400A Cummins Engine Tool Kit (Case 1 of 3 Contents)

| Tool Number/ Description | Image | NIS | INF | On Hand |
|---|---|---|---|---|
| **NI-54401** Barring Tool *Case 1* | | * | | |
| **NI-54402** Injector Puller *Case 1* | | * | | |
| **NI-54404** Timing Pin, Nylon *Case 1* | | * | | |
| **NI-54408** Camshaft Sprocket Retaining Tool *Case 1* | | * | | |
| **NI-54409** Camshaft Timing Fixture *Case 1* | | * | | |
| **NI-54411** Fuel Pump Removal Tool *Case 1* | | * | | |
| **NI-54413** Oil Cooler Test Adapter *Case 1* | | * | | |

| Tool Number/ Description | Image | NIS | INF | On Hand |
|---|---|---|---|---|
| **NI-54415** Compression Test Adapter *Case 1* | | * | | |
| **NI-54416** Compucheck Quick-Connect Coupling *Case 1* | | * | | |
| **NI-54417** Compucheck Fitting, Male, with Handle *Case 1* | | * | | |
| **NI-54424** U-shape Barring Tool *Case 1* | | * | | |
| **NI-54428** Injector Bore Brush *Case 1* | | * | | |
| **NI-54466** DEF Refractometer *Case 1* | | * | | |
| **NI-54480** Fan Clutch Removal Tool *Case 1* | | * | | |

## Bulk Storage (Continued)

☐ = Recommended
* = Essential

NI-54400A Cummins Engine Tool Kit (Case 2 of 3 Contents)

| Tool Number/ Description | Image | NIS | INF | On Hand |
|---|---|---|---|---|
| **NI-51881** Transmission Neutral Safety Switch Adjustment Tool *Case 2* | | * | | |
| **NI-51882** 2WD Output Shaft Seal Installer *Case 2* | | * | | |
| **NI-51888** 4WD Output Shaft Seal Installer *Case 2* | | * | | |
| **NI-54403** Timing Chain Cover Assembly Guide Pins *Case 2* | | * | | |
| **NI-54405** Rear Crankshaft Seal Installer *Case 2* | | * | | |

| Tool Number/ Description | Image | NIS | INF | On Hand |
|---|---|---|---|---|
| **NI-54406** Front Crankshaft Seal Installer *Case 2* | | * | | |
| **NI-54412** Oil Switch T Adapter *Case 2* | | * | | |
| **NI-54414** EGR Cooler Pressure Test Kit *Case 2* | | * | | |
| **NI-54418** Chain Tensioner Retaining Tool *Case 2* | | * | | |
| **NI-54425** Exhaust Lock Plate Kit *Case 2* | | * | | |

## Bulk Storage (Continued)

☐ = Recommended
* = Essential

NI-54400A Cummins Engine Tool Kit (Case 3 of 3 Contents, Plus 3 Loose Tools)

| Tool Number/ Description | Image | NIS | INF | On Hand |
|---|---|---|---|---|
| **NI-54420**<br>Pressure / Restriction Gauge Adapter<br>*Case 3* | | * | | |
| **NI-54421**<br>Fuel Drain Pressure / Restrict Gauge Adapter<br>*Case 3* | | * | | |
| **NI-54429**<br>Air Pressure Regulator<br>*Case 3* | | * | | |
| **NI-54431**<br>Fuel System Leak Tester<br>*Case 3* | | * | | |

| Tool Number/ Description | Image | NIS | INF | On Hand |
|---|---|---|---|---|
| **NI-54419**<br>Engine Lifting Brackets | | * | | |
| **NI-54423**<br>Cap Plug Kit- Air Handling | | * | | |
| **NI-54427**<br>Cap Plug Kit - Fuel System | | * | | |

# Equipment - Key Machines

☐ = Recommended
* = Essential

## Key Machines

***Only one key machine is required.***

| Tool Number/ Description | Image | NIS | INF | On Hand |
|---|---|---|---|---|
| **CURC9100020** PC+ Flash Key Code Cutter and Duplicator | | | | |
| **ILCFUTURAEDGE** Futura Edge Key Machine | | * | | |
| **ILCFUTURAAUT** Futura Auto Key Machine | | * | * | |

# Equipment - AC Machines

☐ = Recommended
* = Essential

## R134a Machines

***Nissan North America requires an R-134A machine that meets or exceeds SAE J2788 and UL 1963 and is capable of printing test results.***

***The RTI4608044700 pictured below meets minimum requirements and is available for purchase through TechMate Tools & Equipment.***

| Tool Number/ Description | Image | NIS | INF | On Hand |
|---|---|---|---|---|
| **RTI4608044700** ACX2180 - Mahle High Performance R134a Air Conditioning Service System Essential | | * | * | |

## R1234yf Machines

***Only one R1234yf machine is required.***

| Tool Number/ Description | Image | NIS | INF | On Hand |
|---|---|---|---|---|
| **NI-52405** Robinair R1234yf Premium Refrigerant Recover, Recycle, Recharge Machine - Essential | | * | | |
| **RTI4608045800** ACX2284 - Mahle High Performance R1234yf Air Conditioning Service System - Essential | | * | * | |

# Equipment - Battery Diagnostic Equipment

☐ = Recommended
* = Essential

***Only one hand-held battery tester is required.***

| Tool Number/ Description | Image | NIS | INF | On Hand |
|---|---|---|---|---|
| **MTRCPX900PLBARNIKIT**<br>Midtronics CPX-900<br>Hand-Held Battery Tester | | * | * | |
| **MTRDSS-5000PINF**<br>Midtronics DSS-5000<br>Hand-Held Battery Tester | | | * | |
| **MTRDSS-5000PNI**<br>Midtronics DSS-5000<br>Hand-Held Battery Tester | | * | | |

***DCA8000PNIKIT machine is required.***

| Tool Number/ Description | Image | NIS | INF | On Hand |
|---|---|---|---|---|
| **MTRDCA8000PNIKIT**<br>Midtronics DCA-8000P<br>Dynamic Diagnostic<br>Charging System | | * | * | |

# Equipment - Brake Lathes

☐ = Recommended
* = Essential

***Only one brake lathe is required.***

| Tool Number/ Description | Image | NIS | INF | On Hand |
|---|---|---|---|---|
| **ACEPRO-NIS** Auto Comp Elite Lathe Includes the following: 8 adapters for complete Nissan coverage, 6 months parts and labor, and 3-year warranty on lathe body components *Supplied by Hunter Engineering Co.* | | * | * | |
| **PCIX9-6ADP-NIS** X9 Lathe with Trolley. Includes Six Vehicle Adapters, Accessory Kit, set-up and training, and 2 year warranty | | * | | |
| **PCIX15-6ADP-NIS** X15 Lathe with Trolley. Includes Six Vehicle Adapters, Accessory Kit, set-up and training, and 2 year warranty | | * | | |
| **PCIA10-6ADP-NIS** Warthog Lathe with 2193 Trolley. Includes Six Vehicle Adapters, Accessory Kit, set-up and training, and 2 year warranty | | * | | |

| Tool Number/ Description | Image | NIS | INF | On Hand |
|---|---|---|---|---|
| **PCIX9-4ADP-INF** X9 Lathe with Trolley. Includes Four Vehicle Adapters, Accessory Kit, set-up and training, and 2 year warranty | | | * | |
| **PCIX15-4ADP-INF** X15 Lathe with Trolley. Includes Four Vehicle Adapters, Accessory Kit, set-up and training, and 2 year warranty | | | * | |
| **PCIA10-4ADP-INF** Warthog Lathe with 2193 Trolley. Includes Four Vehicle Adapters, Accessory Kit, set-up and training, and 2 year warranty | | | * | |

# EV Tool Storage

☐ = Recommended
* = Essential

| Tool Number/ Description | Image | NIS | INF | On Hand |
|---|---|---|---|---|
| **NI-50365** LiB Mobile Service Tool Storage and Workbench | | * | | |
| **NI-51379** LiB Mobile Service Tools Storage and Workbench | | | * | |

## EV Tools *For EV use only.*

☐ = Recommended
* = Essential

| Tool Number/ Description | Image | NIS | INF | On Hand |
|---|---|---|---|---|
| **NI-48755-4** Insulated Switchboard Mat | | * | | |
| **NI-48755-5** Car Topper, Danger, Red | | * | | |
| **NI-48755-6** Orange Duct Tape | | * | | |
| **NI-48755-7** Barricade Tape | | * | | |
| **NI-48755-8** Extinguisher, Fire, A-B-C | | * | | |
| **NI-48755-9** Safety Glasses | | * | | |

| Tool Number/ Description | Image | NIS | INF | On Hand |
|---|---|---|---|---|
| **NI-48755-10H** Electrical Insulating Safety Gloves/Protector Set (9 - Small) | | * | | |
| **NI-48755-11H** Electrical Insulating Safety Gloves/Protector Set (10 - Medium) | | * | | |
| **NI-48755-12H** Electrical Insulating Safety Gloves/Protector Set (11 - Large) | | * | | |
| **NI-52799** 62kW EV LiB Sling Kit (2) | | * | | |
| **NI-52801** 62kW LiB Locating Pin Set (4) | | * | | |
| **NI-52802** 62kW LiB Module Lifting Sling Kit | | * | | |

## EV Tools (Continued) *For EV use only.*

☐ = Recommended
* = Essential

### NI-50249 Kit Components *For EV use only.*

Electric Vehicle Lithium ion Battery Service Kit

| Tool Number/ Description | Image | NIS | INF | On Hand |
|---|---|---|---|---|
| **NI-50306** Locating Guide Pins | | * | | |
| **NI-50307** Battery Sling Assembly Carrying Strap | | * | | |
| **NI-50308** Insulated Cover, Set of 2 |  | * | | |
| **NI-50309** 4 Point Belt Lifting Sling | | * | | |
| **NI-50370** Fluke Megohmeter | | * | * | |

| Tool Number/ Description | Image | NIS | INF | On Hand |
|---|---|---|---|---|
| **NI-50371** Adjustable Safety Barrier *Note: Qty. 10 Required* | | * | | |
| **NI-50372** Safety Cone, Looper Tube with 12 lb. Base *Note: Qty. 10 Required* | | * | | |
| **NI-50378** LiB Battery Leakdown Tester | | * | | |

# EV Tools (Continued) *For EV use only.*

☐ = Recommended
* = Essential

## NI-50249 Kit Components - Continued
*For EV use only.*

| Tool Number/ Description | Image | NIS | INF | On Hand |
|---|---|---|---|---|
| **NI-50391** Safety Helmet / EV Face Shield and Hard Hat | | * | | |
| **NI-50467** Electrical Insulating Safety Glove Tester | | * | | |
| **NI-50583** EV Battery Pallet Conveyance | | * | | |
| **NI-50584** LiB Module Terminal Service Caps - 24 Pack | | * | | |
| **NI-51049** PDM Lifting Sling | | * | | |
| **NI-51050** PDM Guide Pins | | * | | |
| **NI-51051** PDM Leak Decay Fluid Tester | | * | | |

| Tool Number/ Description | Image | NIS | INF | On Hand |
|---|---|---|---|---|
| **NI-51052** Gasket Cutting Tool | | * | | |
| **NI-51053** LiB Gasket Scraper | | * | | |
| **NI-51193** Lifting Bracket Set | | * | | |
| **NI-51194** Wire Gasket Cutting Tool | | * | | |
| **NI-51221** Anti-Static Protective Gloves | | * | | |

# EV Tools (Continued) *For EV use only.*

☐ = Recommended
* = Essential

## NI-50369 HEV Kit Components
*For EV use only.*

### Insulated Tool Kit

| Tool Number/ Description | Image | NIS | INF | On Hand |
|---|---|---|---|---|
| **NI-50369-ACCESS** Insulated Screwdriver Accessory | | * | | |
| **NI-50369-ADJWR** Insulated Adjustable Wrench | | * | | |
| **NI-50369-BRKR38** Insulated 3/8” Drive Breaker Bar, 15” | | * | | |
| **NI-50369-CFW** Insulated Slotted Crowfoot Wrench | | * | | |
| **NI-50369-EXT6** Insulated 3/8” Drive Extension, 6” | | * | | |
| **NI-50369-EXT12** Insulated 3/8” Drive Extension, 12” | | * | | |
| **NI-50369-FLD** Insulated Flashlight, 7” Mini LED | | * | | |

| Tool Number/ Description | Image | NIS | INF | On Hand |
|---|---|---|---|---|
| **NI-50369-FLH** Insulated Flathead Screwdriver | | * | | |
| **NI-50369-LBOX4** Insulated L-Box Wrench, 4mm | | * | | |
| **NI-50369-MAG18** Insulated Magnetic Pick Up Tool, 18” | | * | | |
| **NI-50369-NDL6** Insulated Needle Nose Pliers, 6” | | * | | |
| **NI-50369-NDL6-BT** Insulated Angled Needle Nose Pliers, 6” | | * | | |
| **NI-50369-PHH** Insulated Phillips Head Screwdriver | | * | | |
| **NI-50369-PICK90** Insulated Pick Tool, 90 Degree Tip | | * | | |
| **NI-50369-RCHT38** Insulated 3/8” Drive Ratchet, Lever Control | | * | | |

# EV Tools (Continued) *For EV use only.*

☐ = Recommended
* = Essential

## NI-50369 HEV Kit Components (Continued)

*For EV use only.*

| Tool Number/ Description | Image | NIS | INF | On Hand |
|---|---|---|---|---|
| **NI-50369-SKT8DP** Insulated 6-Point 3/8" Drive Deep Socket, 8mm | | * | | |
| **NI-50369-SKT10DP** Insulated 6-Point 3/8" Drive Deep Socket, 10mm | | * | | |
| **NI-50369-SKT10XDP** Insulated 6-Point 3/8" Drive Deep Socket, 10mm Long | | * | | |
| **NI-50369-SKT12DP** Insulated 6-Point 3/8" Drive Deep Socket, 12mm | | * | | |
| **NI-50369-SKT13DP** Insulated 6-Point 3/8" Drive Deep Socket, 13mm | | * | | |
| **NI-50369-SKT14DP** Insulated 6-Point 3/8" Drive Deep Socket, 14mm | | * | | |
| **NI-50369-SKT16DP** Insulated 6-Point 3/8" Drive Deep Socket, 16mm | | * | | |

| Tool Number/ Description | Image | NIS | INF | On Hand |
|---|---|---|---|---|
| **NI-50369-SKT17DP** Insulated 6-Point 3/8" Drive Deep Socket, 17mm | | * | | |
| **NI-50369-THDL38** Insulated 3/8" Drive T-Handle Driver | | * | | |
| **NI-50369-TRAY** Die-Cut Foam Insert | | * | | |
| **NI-50369-TRQSCDR** Insulated Torque Screwdriver, 4.5NM | | * | | |
| **NI-50369-TRQWR38-25** Insulated 3/8" Drive Torque Ratchet, 25NM | | * | | |
| **NI-50369-TRQWR38-65** Insulated 3/8" Drive Torque Ratchet, 65NM | | * | | |
| **NI-50369-TRX30TP** Insulated 3/8" Drive T30 Torx Bit | | * | | |

## EV Tools (Continued) *For EV use only.*

☐ = Recommended
* = Essential

### Powertrain / Battery Lift Table

***Only one is required.***

| Tool Number/ Description | Image | NIS | INF | On Hand |
|---|---|---|---|---|
| **NI-53034** Powertrain / Battery Lift Table - 3,300 lb. Capacity | | * | | |
| **NI-53034A** Powertrain / Battery Lift Table - 3,300 lb. Capacity | | * | | |

| Tool Number/ Description | Image | NIS | INF | On Hand |
|---|---|---|---|---|
| **NI-52665** MB1550 Lithium ion Battery Module Charge Balancer | | * | | |
| **NI-53351** LiB Cell Voltage Detection Harness 1 | | * | | |
| **NI-53352** LiB Cell Voltage Detection Harness 2 | | * | | |
| **NI-53353** LiB Cell Voltage Detection Harness 3 | | * | | |
| **NI-53354** LiB Cell Voltage Detection Harness 4 | | * | | |
| **NI-53348** LiB Case Alignment Guide Pins | | * | | |
| **NI-53349** LiB Module Installation Guide Pins | | * | | |

## EV Tools (Continued) *For EV use only.*

☐ = Recommended
* = Essential

| Tool Number/ Description | Image | NIS | INF | On Hand |
|---|---|---|---|---|
| **NI-53033-MAT** LiB Lift Arm Alignment Mat | | * | | |
| **NI-53033-1A** LiB Lifting Beam, (2) per kit | | * | | |
| **NI-53033-STRAP** LiB Lifting Strap w/ Latching Hook, (4) per kit | | * | | |
| **NI-53350** LiB Gap Filler Gun | | * | | |
| **NI-53357** LiB Case Leak Detection Tool | | * | | |
| **NI-53360A** Battery Support Fixture - Tall, (2) per kit | | * | | |
| **NI-53367** Coolant Plugs / Caps | | * | | |

| Tool Number/ Description | Image | NIS | INF | On Hand |
|---|---|---|---|---|
| **NI-53355** EV Motor Slinger Kit - Front | | * | | |
| **NI-53361** EV Motor Slinger Kit -Rear | | * | | |
| **NI-53366** Dummy Plugs Pressure Test | | * | | |
| **NI-53347** LiB Assembly Installation Guide Pins | | * | | |

## Miscellaneous Lifting Equipment

☐ = Recommended
* = Essential

| Tool Number/ Description | Image | NIS | INF | On Hand |
|---|---|---|---|---|
| **NI-47324** Powertrain Lifting Table | | | * | |

# Spread Terminal Gauge Tools

☐ = Recommended
* = Essential

## Wire Harness Spread Terminal Gauge Tools (Bulk Storage)

| Tool Number/ Description | Image | NIS | INF | On Hand |
|---|---|---|---|---|
| **NI-48817-2** Spread Terminal Gauge | | * | * | |
| **NI-48817-3** Spread Terminal Gauge | | * | * | |
| **NI-48817-4** Spread Terminal Gauge | | * | * | |
| **NI-48817-5** Spread Terminal Gauge | | * | * | |
| **NI-48817-6** Spread Terminal Gauge, Small | | * | * | |
| **NI-48817-7** Spread Terminal Gauge, Large | | * | * | |
| **NI-48817-8** Aluminum Crimping Pliers | | * | * | |

| Tool Number/ Description | Image | NIS | INF | On Hand |
|---|---|---|---|---|
| **NI-48817-27** Spread Terminal Gauge | | * | * | |
| **NI-48817-28** Spread Terminal Gauge | | * | * | |
| **NI-48817-30** Spread Terminal Gauge | | * | * | |
| **NI-48817-31** Spread Terminal Gauge | | * | * | |
| **NI-48817-32** Spread Terminal Gauge | | * | * | |
| **NI-48817-36** Spread Terminal Gauge | | * | * | |
| **NI-48817-37** Spread Terminal Gauge | | * | * | |
| **NI-48817-46** Spread Terminal Gauge | | * | * | |

# Spread Terminal Gauge - Pick Tools

☐ = Recommended
* = Essential

## Wire Harness Terminal Release Tools
(Bulk Storage)

| Tool Number/ Description | Image | NIS | INF | On Hand |
|---|---|---|---|---|
| **NI-48817-1** Terminal Release Tool | | * | * | |
| **NI-47003-11** Terminal Release Tool | | * | * | |
| **NI-47003-14** Terminal Release Tool | | * | * | |
| **NI-47003-15** Terminal Release Tool | | * | * | |
| **NI-48817-25** Terminal Release Tool | | * | * | |

| Tool Number/ Description | Image | NIS | INF | On Hand |
|---|---|---|---|---|
| **NI-48817-26** Terminal Release Tool | | * | * | |
| **NI-48817-29** Spread Terminal Gauge | | * | * | |
| **NI-48817-33** Terminal Release Tool | | * | * | |
| **NI-48817-34** Terminal Release Tool (TRT/RRT) NI-8817-2007 CTW | | * | * | |
| **NI-48817-35** Terminal Release Tool | | * | * | |

# Spread Terminal Gauge - Pick Tools

☐ = Recommended
* = Essential

| Tool Number/ Description | Image | NIS | INF | On Hand | Tool Number/ Description | Image | NIS | INF | On Hand |
|---|---|---|---|---|---|---|---|---|---|
| **NI-48817-40** Terminal Release Tool | | * | * | | **NI-48817-47** Terminal Release Tool | | * | | |
| **NI-48817-41** Terminal Release Tool | | * | * | | **NI-48817-48** Terminal Release Tool | | * | | |
| **NI-48817-42** Terminal Release Tool | | * | * | | **NI-48817-49** Terminal Release Tool | | * | | |
| **NI-48817-43** Terminal Release Tool | | * | * | | **NI-48817-50** Terminal Release Tool | | * | | |
| **NI-48817-44** Retainer Release Tool | | * | * | | **NI-48817-51** Terminal Release Tool | | * | * | |
| **NI-48817-45** Terminal Release Tool | | * | * | | | | | | |